



onlac



MAKING TO YOU_

F




FILOSOFÍA

Como el origami, el arte de transformar sencillas formas en modelos de gran complejidad a través de un material natural, ONLAC trata el proceso de diseño de puertas con una gran sensibilidad de la forma y la exactitud en el plano a trabajar, permitiendo la elección de cualquier color en nuestra carta NCS.

PHILOSOPHY

Like origami, the art of transforming simple forms into complex models through natural materials, ONLAC treats the design process of their doors with great care and precision, allowing for the selection of any NCS colours in our stock.



 **L** SERIE
LACADOS_
PÁG_ 05

 **K** SERIE
KORPO_
PÁG_ 33

 **T** SERIE
TRAZOS_
PÁG_ 45

 **D** SERIE
DECORACIONES_
PÁG_ 61

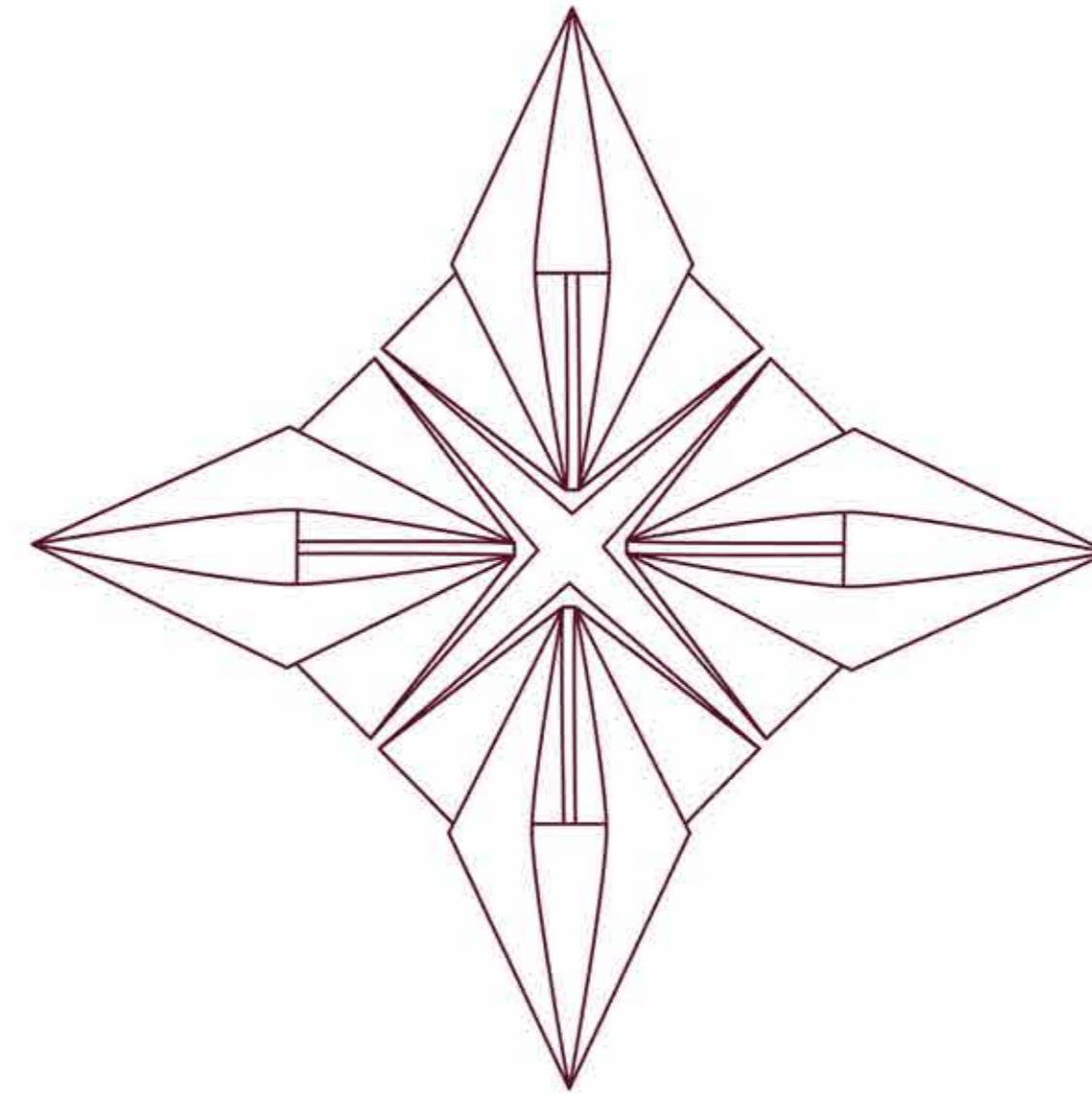
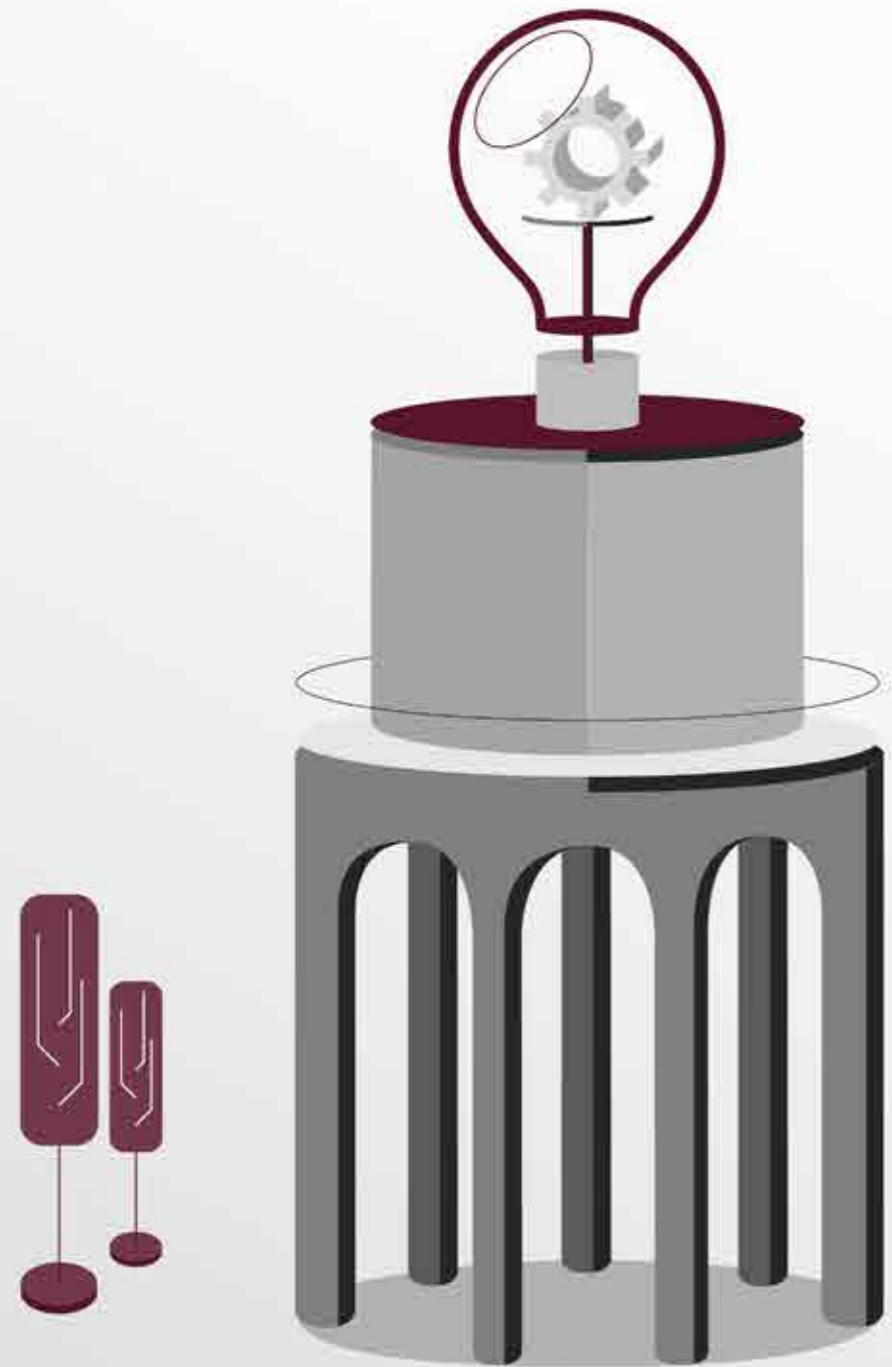
 **M** SERIE
MADERA_
PÁG_ 65

 **C** SERIE
CURVAS_
PÁG_ 87

 **S** SERIE
SOLID SURFACE_
PÁG_ 117

La creatividad es el recurso humano más importante. Sin ella, no existiría el progreso. Es lo que nos mueve para ofrecer a nuestros clientes nuevos e innovadores diseños en cada edición.

Creativity is the most important human resource. Without it, there would be no progress. It is what moves us, to offer our customers new and innovative designs in each edition.





SL.100_

SL.100_

-  **COLOR NCS**
NCS color
S 5040-B10G
-  **ACABADO**
finished result
MATE
matt
-  **GRUESO**
thickness
19/22 mm
-  **RADIO**
radius
3 mm



SL.101_

-  **COLOR NCS**
NCS color
S 2502-B
-  **ACABADO**
finished result
MATE
matt
-  **GRUESO**
thickness
19/22 mm
-  **RADIO**
radius
2 mm



SL.200_

-  **COLOR NCS**
NCS color
S 3030-R30B
-  **ACABADO**
finished result
BRILLO
brightness
-  **GRUESO**
thickness
19/22 mm
-  **RADIO**
radius
No



SL.202_

-  **COLOR NCS**
NCS color
S 2002-G
-  **ACABADO**
finished result
BROCHA MATE
matt brush
-  **GRUESO**
thickness
19/22 mm
-  **RADIO**
radius
3 mm
-  **DUELAS**
Duelas
130 mm



SL.202_



SL.203_

-  **COLOR NCS**
NCS color
S 9000-N
S 9000-N
-  **ACABADO**
finished result
MATE
matt
-  **GRUESO**
thickness
19/22 mm
19/22 mm
-  **RADIO**
radius
NO
no



SL.214_

-  **COLOR**
color
BLANCO 024
024 white
-  **ACABADO**
finished result
BRILLO
brightness
-  **GRUESO**
thickness
19/22 mm
19/22 mm
-  **RADIO**
radius
3 mm
3 mm




SL.216_

-  **COLOR NCS**
NCS color
S 5040-B20G
S 5040-B20G
-  **ACABADO**
finished result
MATE
matt
-  **GRUESO**
thickness
19/22 mm
19/22 mm
-  **RADIO**
radius
3 mm
3 mm



SL.220_

-  **COLOR**
color
BLANCO 024
024 white
-  **ACABADO**
finished result
MATE
matt
-  **GRUESO**
thickness
19/22 mm
19/22 mm
-  **RADIO**
radius
2 mm
2 mm
-  **DUELAS**
Duelas
50 mm
50 mm





SL.320_



SL.301_

-  **COLOR NCS**
NCS color
S 2020-R90B
S 2020-R90B
-  **ACABADO**
finished result
BRILLO
brightness
-  **GRUESO**
thickness
19/22 mm
19/22 mm
-  **RADIO**
radius
3 mm
3 mm



SL.310_

-  **COLOR**
color
BLANCO 024
024 white
-  **ACABADO**
finished result
MATE
matt
-  **GRUESO**
thickness
19/22 mm
19/22 mm
-  **RADIO**
radius
3 mm
3 mm
-  **DUELAS**
duelas
60 mm
60 mm
-  **MARCO**
frame
80 mm
80 mm



SL.314_

-  **COLOR NCS**
NCS color
S 6502-B
S 6502-B
-  **ACABADO**
finished result
MATE
matt
-  **GRUESO**
thickness
19/22 mm
19/22 mm
-  **RADIO**
radius
3 mm
3 mm



SL.315_

-  **COLOR**
color
BLANCO 024
024 white
-  **ACABADO**
finished result
MATE
matt
-  **GRUESO**
thickness
19/22 mm
19/22 mm
-  **RADIO**
radius
3 mm
3 mm





SL.316

- COLOR NCS
NCS color
S 3000-N
S 3000-N
- ACABADO
finished result
MATE
matt
- GRUESO
thickness
19/22 mm
19/22 mm
- RADIO
radius
3 mm
3 mm



SL.318

- COLOR
color
BLANCO 024
024 white
- ACABADO
finished result
BRILLO
brightness
- GRUESO
thickness
19/22 mm
19/22 mm
- RADIO
radius
3 mm
3 mm



SL.322

- COLOR NCS
NCS color
S 4502-R
S 4502-R
- ACABADO
finished result
MATE
matt
- GRUESO
thickness
19/22 mm
19/22 mm
- RADIO
radius
3 mm
3 mm



SL.323

- COLOR NCS
NCS color
S 1030-B50G
S 1030-B50G
- ACABADO
finished result
MATE
matt
- GRUESO
thickness
19/22 mm
19/22 mm
- RADIO
radius
3 mm
3 mm



SL.319

- COLOR NCS
NCS color
S 2502-B
S 2502-B
- ACABADO
finished result
MATE
matt
- GRUESO
thickness
19/22 mm
19/22 mm
- RADIO
radius
3 mm
3 mm



SL.320

- COLOR NCS
NCS color
S 3010-B90G
S 3010-B90G
- ACABADO
finished result
MATE
matt
- GRUESO
thickness
22 mm
22 mm
- RADIO
radius
3 mm
3 mm



SL.325

- COLOR NCS
NCS color
S 7500-N
S 7500-N
- ACABADO
finished result
MATE
matt
- GRUESO
thickness
19/22 mm
19/22 mm
- RADIO
radius
3 mm
3 mm



SL.326

- COLOR
color
BLANCO 024
024 white
- ACABADO
finished result
MATE
matt
- GRUESO
thickness
22 mm
22 mm
- RADIO
radius
3 mm
3 mm



SL.327

- COLOR NCS**
NCS color
S 3010-G10Y
S 3010-G10Y
- ACABADO**
finished result
MATE
matt
- GRUESO**
thickness
19/22 mm
19/22 mm
- RADIO**
radius
3 mm
3 mm



SL.328

- COLOR**
color
BRONCE
bronze
- ACABADO**
finished result
BRILLO
brightness
- GRUESO**
thickness
19/22 mm
19/22 mm
- RADIO**
radius
3 mm
3 mm



SL.331

- COLOR NCS**
NCS color
S 2050-Y30R
S 2050-Y30R
- ACABADO**
finished result
MATE
matt
- GRUESO**
thickness
19/22 mm
19/22 mm
- RADIO**
radius
3 mm
3 mm



SL.332

- COLOR NCS**
NCS color
S 9000-N
S 9000-N
- ACABADO**
finished result
BRILLO
brightness
- GRUESO**
thickness
22 mm
22 mm
- RADIO**
radius
3 mm
3 mm



SL.329

- COLOR NCS**
NCS color
S 2500-N
S 2500-N
- ACABADO**
finished result
MATE
matt
- GRUESO**
thickness
22 mm
22 mm
- RADIO**
radius
3 mm
3 mm



SL.330

- COLOR NCS**
NCS color
S 2070-Y
S 2070-Y
- ACABADO**
finished result
MATE
matt
- GRUESO**
thickness
19/22 mm
19/22 mm
- RADIO**
radius
3 mm
3 mm




SL.333

- COLOR**
color
BLANCO 024
024 white
- ACABADO**
finished result
MATE
matt
- GRUESO**
thickness
19/22 mm
19/22 mm
- RADIO**
radius
3 mm
3 mm



SL.334

- COLOR**
color
BLANCO 024
024 white
- ACABADO**
finished result
MATE
matt
- GRUESO**
thickness
22 mm
22 mm
- RADIO**
radius
3 mm
3 mm



SL.407_



SL.400_

COLOR NCS
NCS color
S 5540 - R90B
S 5540 - R90B

ACABADO
finished result
MATE
matt

GRUESO
thickness
19/22 mm
19/22 mm

RADIO
radius
3 mm
3 mm

MARCO
frame
50 mm
50 mm



SL.401_

COLOR NCS
NCS color
S 3005-B20G
S 3005-B20G

ACABADO
finished result
MATE
matt

GRUESO
thickness
19/22 mm
19/22 mm

RADIO
radius
3 mm
3 mm

MARCO
frame
70 mm
70 mm



SL.402_

COLOR NCS
NCS color
S 4050-B40G
S 4050-B40G

ACABADO
finished result
MATE
matt

GRUESO
thickness
19/22 mm
19/22 mm

RADIO
radius
3 mm
3 mm

MARCO
frame
70 mm
70 mm



SL.405_

COLOR NCS
NCS color
S 1510-R40B
S 1510-R40B

ACABADO
finished result
MATE
matt

GRUESO
thickness
19/22 mm
19/22 mm

RADIO
radius
3 mm
3 mm

MARCO
frame
100 mm
100 mm





SL.406

- COLOR NCS
NCS color
S 7005-B20G
S 7005-B20G
- ACABADO
finished result
MATE
matt
- GRUESO
thickness
19/22 mm
19/22 mm
- RADIO
radius
3 mm
3 mm
- MARCO
farme
70 mm
70 mm



SL.407

- COLOR NCS
NCS color
S 3010-Y40R
S 3010-Y40R
- ACABADO
finished result
MATE
matt
- GRUESO
thickness
19/22 mm
19/22 mm
- RADIO
radius
3 mm
3 mm
- MARCO
farme
20 mm
20 mm



SL.411

- COLOR NCS
NCS color
S 3005-B20G
S 3005-B20G
- ACABADO
finished result
MATE
matt
- GRUESO
thickness
19/22 mm
19/22 mm
- RADIO
radius
3 mm
3 mm
- MARCO
farme
70 mm
70 mm



SL.413

- COLOR NCS
NCS color
S 6010-R90B
S 6010-R90B
- ACABADO
finished result
MATE
matt
- GRUESO
thickness
19/22 mm
19/22 mm
- RADIO
radius
3 mm
3 mm
- MARCO
farme
70 mm
70 mm



SL.409

- COLOR
color
BLANCO 024
024 white
- ACABADO
finished result
MATE
matt
- GRUESO
thickness
19/22 mm
19/22 mm
- RADIO
radius
3 mm
3 mm
- MARCO
farme
70 mm
70 mm



SL.410

- COLOR NCS
NCS color
S 3000-N
S 3000-N
- ACABADO
finished result
MATE
matt
- GRUESO
thickness
19/22 mm
19/22 mm
- RADIO
radius
3 mm
3 mm
- MARCO
farme
70 mm
70 mm



SL.414

- COLOR NCS
NCS color
S 4005-Y50R
S 4005-Y50R
- ACABADO
finished result
BROCHA MATE
matt brush
- GRUESO
thickness
19/22 mm
19/22 mm
- RADIO
radius
3 mm
3 mm
- MARCO
farme
80 mm
80 mm



SL.415

- COLOR NCS
NCS color
S 4040-R20B
S 4040-R20B
- ACABADO
finished result
MATE
matt
- GRUESO
thickness
19/22 mm
19/22 mm
- RADIO
radius
3 mm
3 mm
- MARCO
farme
100 mm
100 mm





SL.416_

COLOR NCS
NCS color
S 4550-B40G
S 4550-B40G

ACABADO
finished result
MATE
matt

GRUESO
thickness
19/22 mm
19/22 mm

RADIO
radius
3 mm
3 mm

MARCO
frame
70 mm
70 mm



SL.417_

COLOR NCS
NCS color
S 2002-G
S 2002-G

ACABADO
finished result
MATE
matt

GRUESO
thickness
19/22 mm
19/22 mm

RADIO
radius
3 mm
3 mm

MARCO
frame
70 mm
70 mm



SL.420_

COLOR
color
BLANCO 024
024 white

ACABADO
finished result
MATE ARISTAS
edge matt

GRUESO
thickness
19/22 mm
19/22 mm

RADIO
radius
3 mm
3 mm

MARCO
frame
70 mm
70 mm



SL.418_

COLOR NCS
NCS color
S 5502-Y
S 5502-Y

ACABADO
finished result
MATE
matt

GRUESO
thickness
19/22 mm
19/22 mm

RADIO
radius
3 mm
3 mm

MARCO
frame
70 mm
70 mm



SL.419_

COLOR NCS
NCS color
S 7010-R90B
S 7010-R90B

ACABADO
finished result
BRILLO
brightness

GRUESO
thickness
19/22 mm
19/22 mm

RADIO
radius
3 mm
3 mm

MARCO
frame
INVERTIDO
inverted
70 mm
70 mm





SL.505



SL.500

-  **COLOR NCS**
NCS color
S 2500-N
S 2500-N
-  **ACABADO**
finished result
MATE
mat
-  **GRUESO**
thickness
22 mm
22 mm
-  **RADIO**
radius
3 mm
3 mm
-  **MARCO**
frame
70 mm
70 mm



SL.501

-  **COLOR NCS**
NCS color
S 9000-N
S 9000-N
-  **ACABADO**
finished result
MATE
mat
-  **GRUESO**
thickness
22 mm
22 mm
-  **RADIO**
radius
3 mm
3 mm
-  **MARCO**
frame
95 mm
95 mm



SL.502

-  **COLOR**
color
BLANCO 024
024 White
-  **ACABADO**
finished result
BROCHA MATE
mat brush
-  **GRUESO**
thickness
22 mm
22 mm
-  **RADIO**
radius
3 mm
3 mm
-  **MARCO**
frame
95 mm
95 mm



SL.503

-  **COLOR NCS**
NCS color
S 5030-R90B
S 5030-R90B
-  **ACABADO**
finished result
MATE
mat
-  **GRUESO**
thickness
22 mm
22 mm
-  **RADIO**
radius
3 mm
3 mm
-  **MARCO**
frame
70 mm
70 mm



TIRADOR OCULTO
Hidden handle



SL.505_

COLOR NCS
NCS color
S 2002-B
S 2002-B

ACABADO
finished result
MATE
matt

GRUESO
thickness
19/22 mm
19/22 mm

RADIO
radius
3 mm
3 mm

MARCO
farme
70 mm
70 mm



SL.506_

COLOR NCS
NCS color
S 1502-Y50R
S 1502-Y50R

ACABADO
finished result
MATE
matt

GRUESO
thickness
19/22 mm
19/22 mm

RADIO
radius
3 mm
3 mm

MARCO
farme
70 mm
70 mm



SL.507_

COLOR NCS
NCS color
S 5502-B
S 5502-B

ACABADO
finished result
MATE
matt

GRUESO
thickness
19/22 mm
19/22 mm

RADIO
radius
3 mm
3 mm

MARCO
farme
70 mm
70 mm



VITRINAS_



VITRINA 1 HUECO
1 HOLLOW WINDOW



VITRINA DE 4 HUECOS
4 HOLLOW WINDOW



VITRINA DE 6 HUECOS
6 HOLLOW WINDOW



VITRINA DE ASPAS
BLADE WINDOW



VITRINA 6 HUECOS DESIGUAL
6 HOLLOW UNEQUAL WINDOW



COMPLEMENTOS_



Portaluz
Light fittings



Cornisa plana
Flat cornice



Cornisa redonda
Round cornice



Pilastra
Pilars



Portaluz con greca
Light fittings with borders



Cornisa plana con greca
Flat cornice with borders




Tira botellero
Wine rack




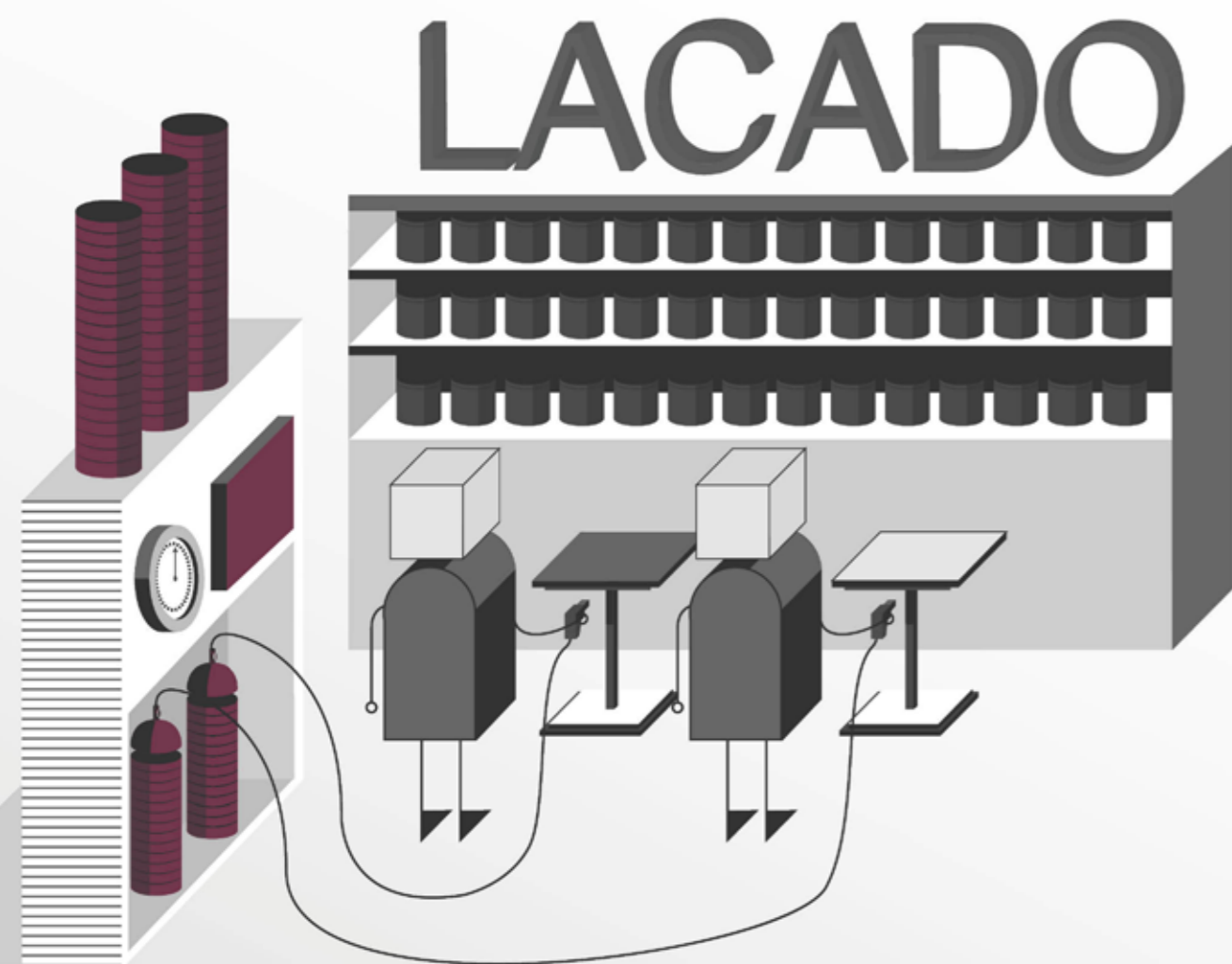
Zócalo
Plintha

ARMARIOS_









**SERIE
KORPO**



K0.1_



DECORACIÓN
Decoración
D.001
D.001



ACABADO
Acabado
BRILLO
Brillo



GRUESO
Grueso
22 mm
22 mm



PROFUNDIDAD
Profundidad
6 mm
6 mm



K0.2_



DECORACIÓN
Decoración
D.002
D.002



ACABADO
Acabado
BRILLO
Brillo



GRUESO
Grueso
19/22 mm
19/22 mm



PROFUNDIDAD
Profundidad
5 mm
5 mm





- 
DECORACIÓN
 decoration
 D.003
 D.003
- 
ACABADO
 finished result
BRILLO
 brightness
- 
GRUESO
 thickness
 22 mm
 22 mm
- 
PROFUNDIDAD
 profundity
 5 mm
 5 mm



K0.3 




BLANCO 024
024 white



D.003/A
D.003/A



D.003/B
D.003/B



K0.4 



DECORACIÓN
Decoración
D.004
0.004



ACABADO
Acabado
BRILLO
Brillo



GRUESO
Grueso
22 mm
22 mm



PROFUNDIDAD
Profundidad
5 mm
5 mm



K0.5 



COLOR
Color
BLANCO 024
024 white



ACABADO
Acabado
BRILLO
Brillo



GRUESO
Grueso
22 mm
22 mm



PROFUNDIDAD
Profundidad
5 mm
5 mm





DECORACIÓN
decoration
D.005
D.005



ACABADO
finished result
MATE
mat




GRUESO
thickness
19/22 mm
19/22 mm



PROFUNDIDAD
profundity
5 mm
5 mm



K0.6



DECORACIÓN
decoration
D.006
D.006



ACABADO
finished result
BRILLO
brightness



GRUESO
thickness
22 mm
19/22 mm



PROFUNDIDAD
profundity
5 mm
5 mm




K0.7




K0.8 

-  **COLOR**
S 4005-R80B
-  **ACABADO**
MATE
-  **GRUESO**
22 mm
-  **PROFUNDIDAD**
3 mm



Pasamos a la tercera dimensión!!

Diseñamos nuestras puertas desde otra perspectiva.
We design our doors from another perspective.



SERIE TRAZOS



COLOR
color
S 1010-R306
S 1010-R306



ACABADO
finished result
MATE
mat



GRUESO
thickness
19/22 mm
19/22 mm



PROFUNDIDAD
profundity
2 mm
2 mm



TR.1



DECORACIÓN
decoration
D.007
D.007



ACABADO
finished result
BRILLO
brightness



GRUESO
thickness
19/22 mm
19/22 mm



PROFUNDIDAD
profundity
2 mm
2 mm



TR.2



TR.3 



DECORACIÓN
Decoración
D.008
D.008




COLOR: S3020-610Y
S3020-610Y
BRILLO
Brilliance



GRUESO
Thickness
19/22 mm
19/22 mm



PROFUNDIDAD
Depth
2 mm
2 mm



DECORACIÓN
Decoración
D.009
D.009



ACABADO
Finish result
MATE
mat



GRUESO
Thickness
19/22 mm
19/22 mm



PROFUNDIDAD
Depth
2 mm
2 mm




TR.4 



TR.5_

- 
DECORACIÓN
 decoration
 D.010
 D.010
- 
ACABADO
 finished result
BRILLO
 brightness
- 
GRUESO
 thickness
 19/22 mm
 19/22 mm
- 
PROFUNDIDAD
 profundity
 2 mm
 2 mm



- 
DECORACIÓN
 decoration
 D.011
 D.011
- 
ACABADO
 finished result
BRILLO
 brightness
- 
GRUESO
 thickness
 19/22 mm
 19/22 mm
- 
PROFUNDIDAD
 profundity
 2 mm
 2 mm



TR.6_



TR.7_

-  DECORACIÓN
decoración
D.012
D.012
-  ACABADO
finished result
-  BRILLO
brightness
-  GRUESO
thickness
19/22 mm
19/22 mm
-  PROFUNDIDAD
profundity
2 mm
2 mm



-  DECORACIÓN
decoración
D.013
D.013
-  ACABADO
finished result
-  BRILLO
brightness
-  GRUESO
thickness
19/22 mm
19/22 mm
-  PROFUNDIDAD
profundity
2 mm
2 mm

TR.8_





TR.9 

-  DECORACIÓN
decorative
D.014
D.014
-  ACABADO
finished result
BRILLO
brightness
-  GRUESO
thickness
19/22 mm
19/22 mm
-  PROFUNDIDAD
profundity
2 mm
2 mm



-  COLOR
color
S 3010-G
S 3010-G
-  ACABADO
finished result
MATE
mat
-  GRUESO
thickness
19/22 mm
19/22 mm
-  PROFUNDIDAD
profundity
2 mm
2 mm

TR.10 





TR.11 


-  **COLOR**
S 2002-B
-  **ACABADO**
MATE
-  **GRUESO**
19/22 mm
-  **PROFUNDIDAD**
profundity
2 mm



-  **DECORACIÓN**
D.015
-  **ACABADO**
BRILLO
-  **GRUESO**
19/22 mm
-  **PROFUNDIDAD**
profundity
2 mm

TR.12 





- 
DECORACIÓN
 decoration
 D.016
 0.016
- 
ACABADO
 finished result
MATE
 matt
- 
GRUESO
 thickness
 19/22 mm
 19/22 mm
- 
PROFUNDIDAD
 profundity
 2 mm
 2 mm



TR.13 





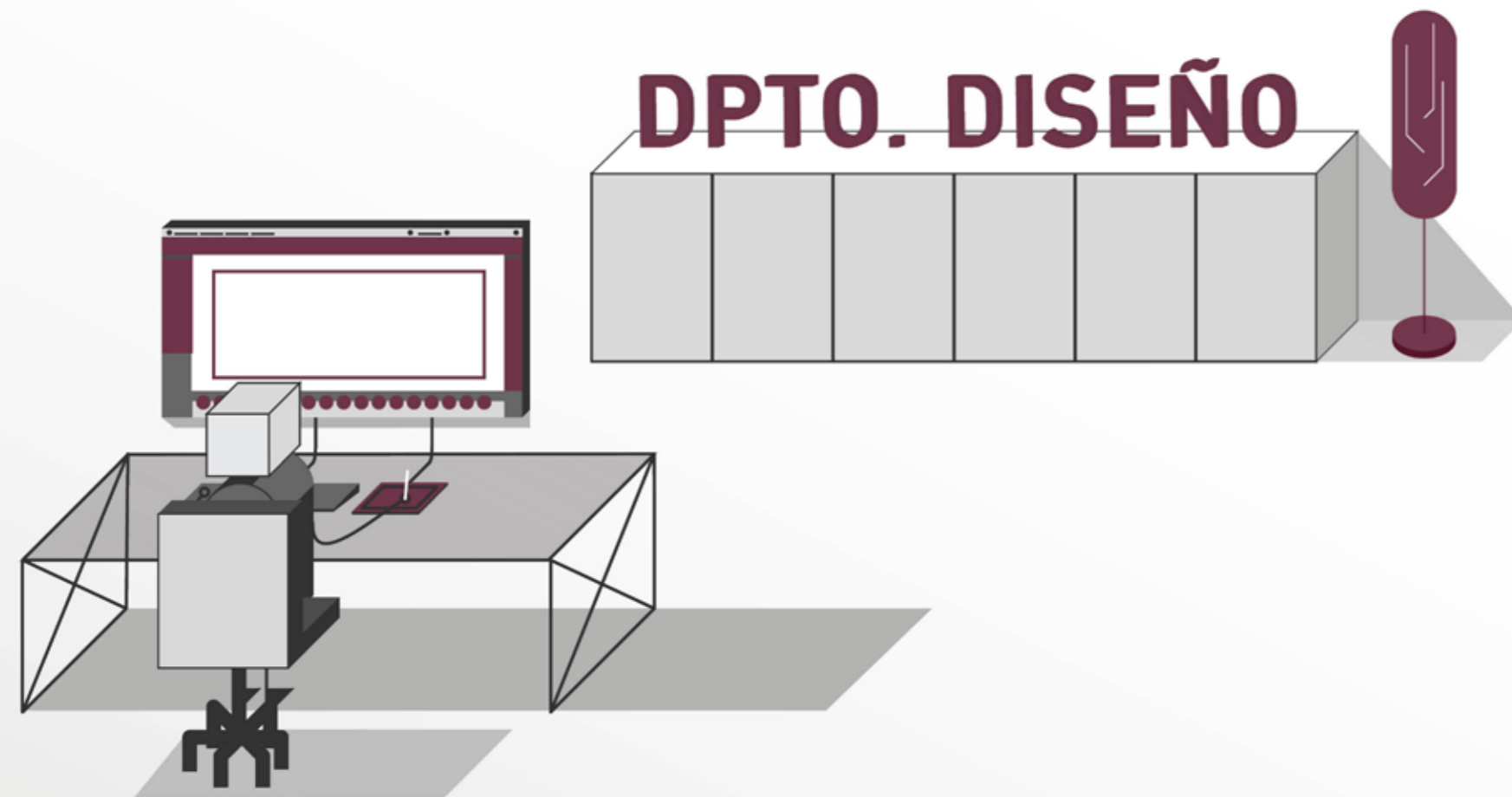
- 
DECORACION
 decoration
 D.016
 0.016
- 
ACABADO
 finished result
MATE / BRILLO
 matt / brightness
- 
GRUESO
 thickness
 19/22 mm
 19/22 mm
- 
PROFUNDIDAD
 profundity
 2 mm
 2 mm



TR.14 

Nuestro departamento de diseño pone a tu disposición una selección de decoraciones para que tu cocina sea única.

Our design department puts at your disposal a selection of decorations to make your kitchen unique.



**SERIE
DECORACIONES**



DECORACIÓN
decoration
SD.001_
SD.001_



DECORACIÓN
decoration
SD.002_
SD.002_



DECORACIÓN
decoration
SD.003_
SD.003_



DECORACIÓN
decoration
SD.004_
SD.004_



DECORACIÓN
decoration
SD.005_
SD.005_



DECORACIÓN
decoration
SD.006 / PLATA
SD.006 / plate
SD.006 / ORO
SD.006 / gold



DECORACIÓN
decoration
SD.007 Oro
SD.007 Gold
SD.007 Plata
SD.007 Silver

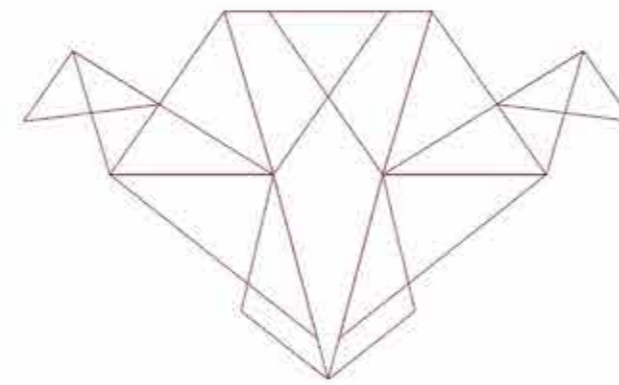



DECORACIÓN
decoration
SD.008_
SD.008_



DECORACIÓN
decoration
SD.009_
SD.009_

ALMACÉN



- GRUPO 1_ 
- GRUPO 2_ 
- GRUPO 3_ 
- GRUPO 4_ 
- GRUPO 5_ 
- GRUPO 6_ 
- GRUPO 7_ 



**SERIE
MADERA**



SM.1701_

SM.1100_

- COLOR 307
- ACABADO MATE
- MATERIAL ROBLE



SM.1101_

- COLOR 318
- ACABADO MATE
- MATERIAL HAYA



SM.1102_

- COLOR 402
- ACABADO MATE
- MATERIAL ROBLE NUDOS



SM.1103_

- COLOR 320
- ACABADO MATE
- MATERIAL NOGAL





SM.1200



COLOR
COLOR
176
176



ACABADO
finished result
MATE
matt



MATERIAL
material
ROBLE
Oak



PLAFÓN
ceiling lamp
MACIZO
solid



SM.1201



COLOR
COLOR
176
176



ACABADO
finished result
MATE
matt



MATERIAL
material
PINO
pine

RECHAPADO
reclaimed



SM.1401



COLOR
COLOR
310
310



ACABADO
finished result
MATE
matt



MATERIAL
material
ROBLE
Oak



PLAFÓN
ceiling lamp
RECHAPADO
reclaimed



SM.1402



COLOR
COLOR
306
306



ACABADO
finished result
MATE
matt



MATERIAL
material
ROBLE
Oak



PLAFÓN
ceiling lamp
RECHAPADO
reclaimed



SM.1300



COLOR
COLOR
409
409



ACABADO
finished result
MATE
matt



MATERIAL
material
FRESNO
fresno



PLAFÓN
ceiling lamp
RECHAPADO
reclaimed



SM.1400



COLOR
COLOR
309
309



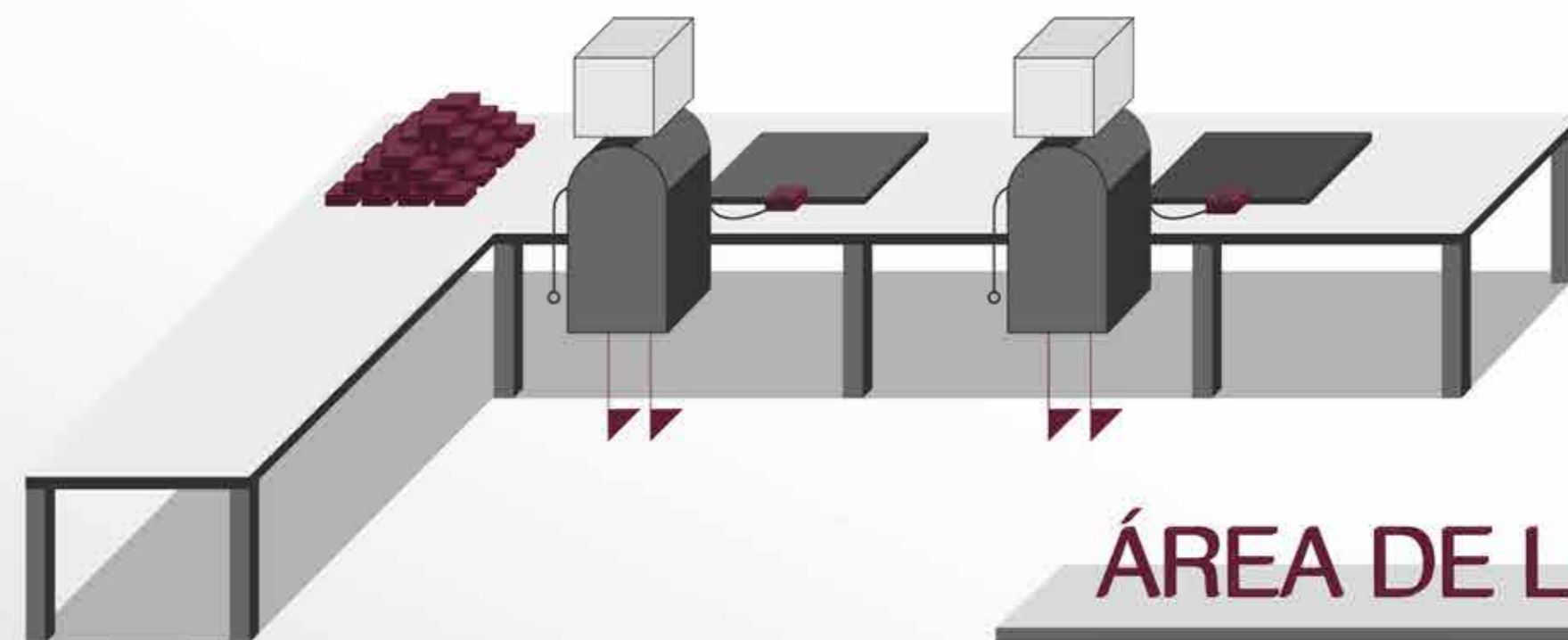
ACABADO
finished result
MATE
matt



MATERIAL
material
ROBLE
Oak



PLAFÓN
ceiling lamp
RECHAPADO
reclaimed



ÁREA DE LIJADO



SM.1700_

SM.1500_

-  COLOR
COLOR
315
315
-  ACABADO
finished result
MATE
matt
-  MATERIAL
material
ROBLE
Oak
-  VITRINA
window
MACIZO
solid



SM.1501_

-  COLOR
COLOR
302
302
-  ACABADO
finished result
MATE
matt
-  MATERIAL
material
ROBLE
Oak
-  VITRINA
window
CELOSÍA
jalousie



SM.1502_

-  COLOR
COLOR
301
301
-  ACABADO
finished result
MATE
matt
-  MATERIAL
material
ROBLE
Oak
-  PLAFÓN
ceiling lamp
RECHAPADO
reclaimed



SM.1503_

-  COLOR
COLOR
407
407
-  ACABADO
finished result
MATE
matt
-  MATERIAL
material
ROBLE
Oak
-  PLAFÓN
ceiling lamp
RECHAPADO
reclaimed





SM.1504_



COLOR
COLOR
307
307



ACABADO
finished result
MATE
matt



MATERIAL
material
CASTAÑO
chestnut



PLAFÓN
ceiling lamp
RECHAPADO
reclaimed



SM.1505_



COLOR
COLOR
401
401



ACABADO
finished result
MATE
matt



MATERIAL
material
ROBLE
Oak



PLAFÓN
ceiling lamp
RECHAPADO
reclaimed



SM.1508_



COLOR
COLOR
176
176



ACABADO
finished result
MATE
matt



MATERIAL
material
PINO
pine



PLAFÓN
ceiling lamp
RECHAPADO
reclaimed



SM.1509_



COLOR
COLOR
405
405



ACABADO
finished result
MATE
matt



MATERIAL
material
ROBLE
Oak



VITRINA
window
PALILLERÍA
palillera



SM.1506_



COLOR
COLOR
301
301



ACABADO
finished result
MATE
matt



MATERIAL
material
ROBLE
Oak



PLAFÓN
ceiling lamp
RECHAPADO
reclaimed



SM.1507_



COLOR
COLOR
307
307



ACABADO
finished result
MATE
matt



MATERIAL
material
CASTAÑO
chestnut



VITRINA
window
ASPA
blade



SM.1510_



COLOR
COLOR
303
303



ACABADO
finished result
MATE
matt



MATERIAL
material
PINO
pine



PLAFÓN
ceiling lamp
CELOSÍA
jalousie



SM.1511_



COLOR
COLOR
312
312



ACABADO
finished result
MATE
matt



MATERIAL
material
ALDER
alder



PLAFÓN
ceiling lamp
RECHAPADO
reclaimed





SM.1516_

SM.1512_

-  **COLOR**
COLOR
300
300
-  **ACABADO**
finished result
MATE
matt
-  **MATERIAL**
material
ROBLE / POLILLA
Oak
-  **PLAFÓN**
ceiling lamp
RATAN
rattan



SM.1513_

-  **COLOR**
COLOR
404
404
-  **ACABADO**
finished result
MATE
matt
-  **MATERIAL**
material
ROBLE
Oak
-  **PLAFÓN**
ceiling lamp
RECHAPADO
reclaimed



SM.1514_

-  **COLOR**
COLOR
304
304
-  **ACABADO**
finished result
MATE
matt
-  **MATERIAL**
material
ALDER
alder
-  **PLAFÓN**
ceiling lamp
RECHAPADO
reclaimed



SM.1515_

-  **COLOR**
COLOR
410
410
-  **ACABADO**
finished result
MATE
matt
-  **MATERIAL**
material
ROBLE
Oak
-  **PLAFÓN**
ceiling lamp
RECHAPADO
reclaimed





SM.1516_*



COLOR
COLOR
403
403



ACABADO
finished result
MATE
matt



MATERIAL
material
ROBLE
Oak



PLAFÓN
ceiling lamp
RECHAPADO
reclaimed



SM.1517_*



COLOR
COLOR
307
307



ACABADO
finished result
MATE
matt



MATERIAL
material
CASTAÑO
chestnut



PLAFÓN
ceiling lamp
RECHAPADO
reclaimed



SM.1600_*



COLOR
COLOR
316
316



ACABADO
finished result
MATE
matt



MATERIAL
material
ROBLE
Oak



PLAFÓN
ceiling lamp
RECHAPADO
reclaimed



SM.1601_*



COLOR
COLOR
313
313



ACABADO
finished result
MATE
matt



MATERIAL
material
ROBLE
Oak



PLAFÓN
ceiling lamp
RECHAPADO
reclaimed



SM.1518_*



COLOR
COLOR
401
401



ACABADO
finished result
MATE
matt



MATERIAL
material
ROBLE
Oak



PLAFÓN
ceiling lamp
RECHAPADO
reclaimed



SM.1602_*



COLOR
COLOR
406
406



ACABADO
finished result
MATE
matt



MATERIAL
material
ROBLE
Oak



PLAFÓN
ceiling lamp
RECHAPADO
reclaimed



SM.1603_*



COLOR
COLOR
319
319



ACABADO
finished result
MATE
matt



MATERIAL
material
ROBLE
Oak



PLAFÓN
ceiling lamp
RECHAPADO
reclaimed





SM.1703_

SM.1604_*

-  **COLOR**
COLOR
311
311
-  **ACABADO**
finished result
MATE
matt
-  **MATERIAL**
material
CASTAÑO
chestnut
-  **PLAFÓN**
ceiling lamp
RECHAPADO
reclaimed



SM.1605_*

-  **COLOR**
COLOR
317
317
-  **ACABADO**
finished result
MATE
matt
-  **MATERIAL**
material
ROBLE
Oak
-  **PLAFÓN**
ceiling lamp
RECHAPADO
reclaimed



SM.1606_*

-  **COLOR**
COLOR
401
401
-  **ACABADO**
finished result
MATE
matt
-  **MATERIAL**
material
ROBLE
Oak
-  **PLAFÓN**
ceiling lamp
RECHAPADO
reclaimed



SM.1607_*

-  **COLOR**
COLOR
314
314
-  **ACABADO**
finished result
MATE
matt
-  **MATERIAL**
material
ROBLE
Oak
-  **PLAFÓN**
ceiling lamp
RECHAPADO
reclaimed





SM.1608_*



COLOR
COLOR
401
401



ACABADO
finished result
MATE
matt



MATERIAL
material
ROBLE
Oak



PLAFÓN
ceiling lamp
RECHAPADO
reclaimed



SM.1609_*



COLOR
COLOR
409
409



ACABADO
finished result
MATE
matt



MATERIAL
material
FRESNO
fresno



PLAFÓN
ceiling lamp
RECHAPADO
reclaimed



SM.1702_*



COLOR
COLOR
320
320



ACABADO
finished result
MATE
matt



MATERIAL
material
NOGAL
walnut

RECHAPADO
reclaimed

TIRADOR MACIZO
solid handle



SM.1703_*



COLOR
COLOR
304
304



ACABADO
finished result
MATE
matt



MATERIAL
material
ROBLE
Oak

RECHAPADO
reclaimed



RECHAPADO
reclaimed

SM.1700_*



COLOR
COLOR
307
307



ACABADO
finished result
MATE
matt



MATERIAL
material
ROBLE
Oak

RECHAPADO
reclaimed

TIRADOR MACIZO
solid handle



SM.1701_*



COLOR
COLOR
321
321



ACABADO
finished result
MATE
matt



MATERIAL
material
ROBLE
Oak



PLAFÓN
ceiling lamp
RECHAPADO
reclaimed



SM.1704_*



COLOR
COLOR
313
313



ACABADO
finished result
MATE
matt



MATERIAL
material
ROBLE
Oak

TABLERO MARINO
marine board



SM.1705_*



COLOR
COLOR
316
316



ACABADO
finished result
MATE
matt



MATERIAL
material
ROBLE
Oak

RECHAPADO
reclaimed





SM.1705_

CAMPANAS_



CAM001



CAM002



CAM003



CAM004



CAM005



CAM006

CAMPANAS_



CAM007



CAM008



CAM009



CAM010



CAM011



CAM012

CAMPANAS_



CAM013



CAM014



CAM015



CAM016

CORNISAS Y PORTALUCES_



TIRA001



TIRA002



TIRA003



CORNISA PORTALUZ001



PORTALUZ002



CORNISA003



CORNISA004

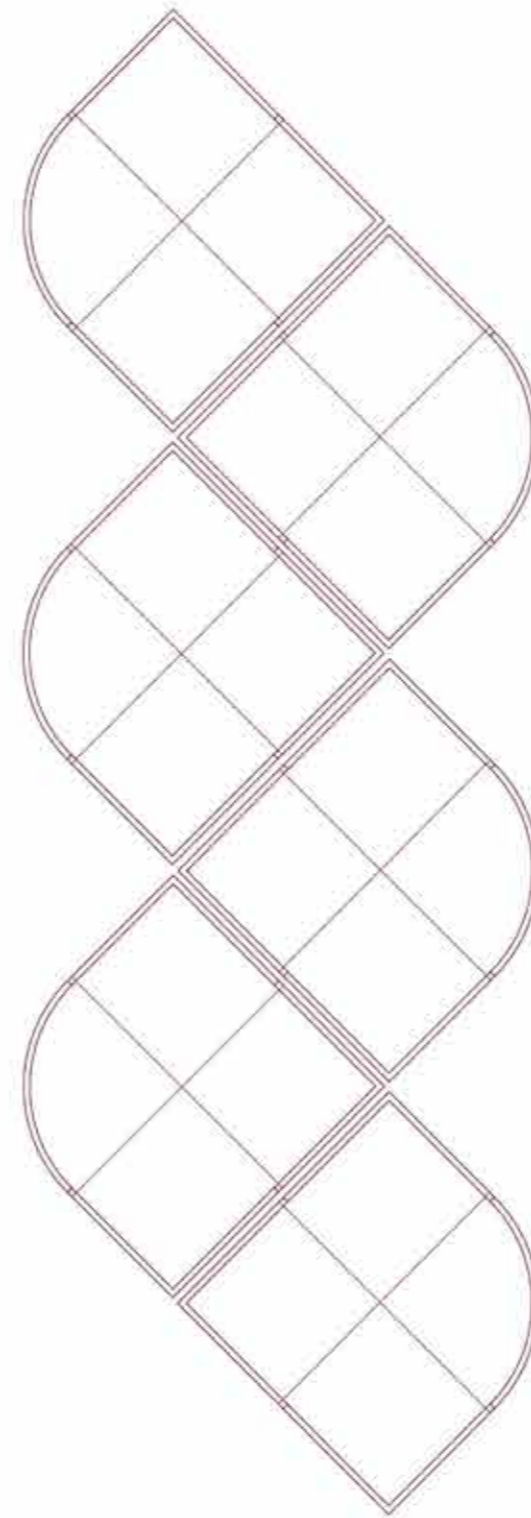
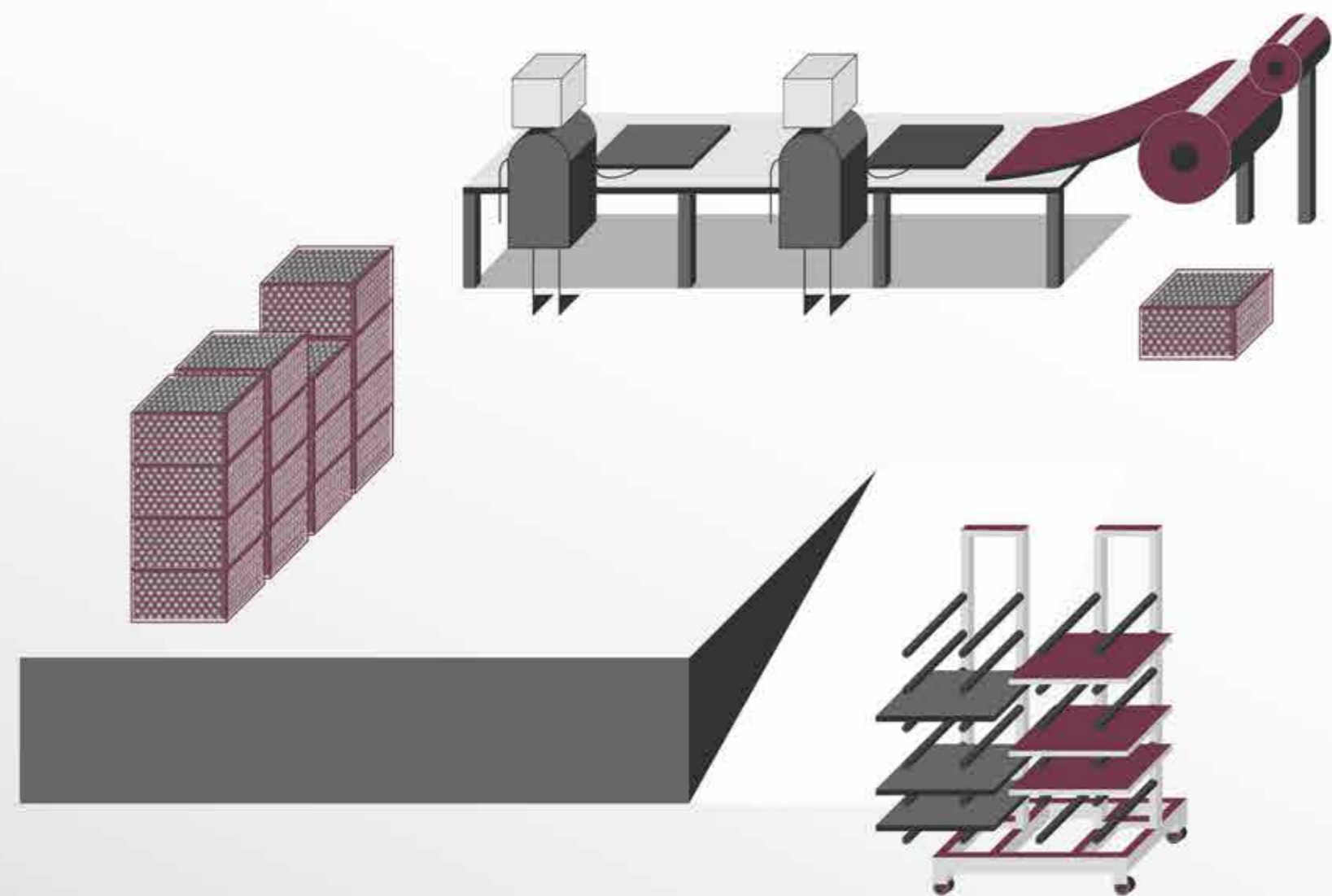


CORNISA RAYADA



PORTALUZ RAYADO

EMBALAJE



MÓDULOS
BAJOS



MÓDULOS
ALTOS



COLUMNAS



ISLAS

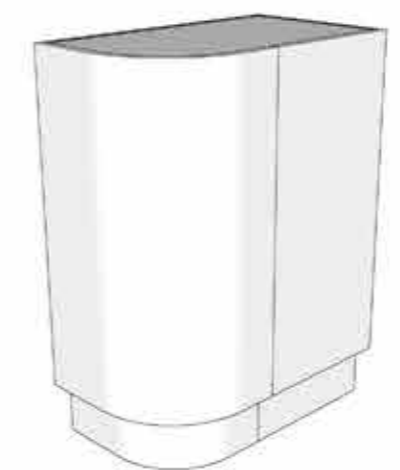


MÓDULOS
R10

**SERIE
CURVAS**



BAJO TERMINAL CURVO_
W: 35 / H: 70 / Fondo 60

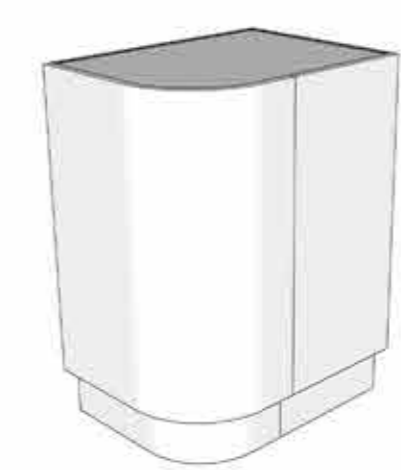


Puerta derecha / right door	288.00
Radio / radius	R20



PUERTA CURVA / curve door	
Derecha / right	PBTC35D1
Izquierda / left	PBTC35I1
PUERTA RECTA / lined door	
Derecha / right	PBTR35D1
Izquierda / left	PBTR35I1
MUEBLE COMPLETO / full furnishing	
Marino / marine	BTM35D1
Melamina / melamine	BTM35I1
COMPLEMENTOS / accessories	
Zócalo / plinth	ZBTC351

BAJO TERMINAL CURVO_
W: 45 / H: 70 / Fondo 35

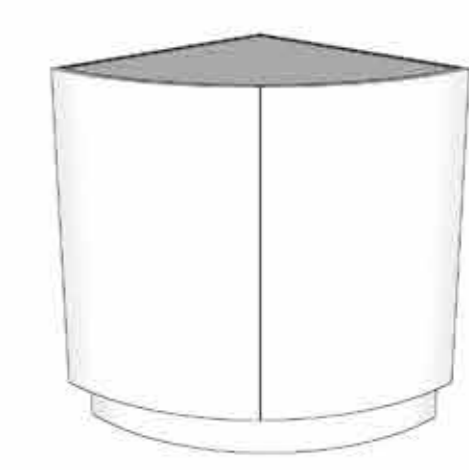


Puerta derecha / right door	288.00
Radio / radius	R20

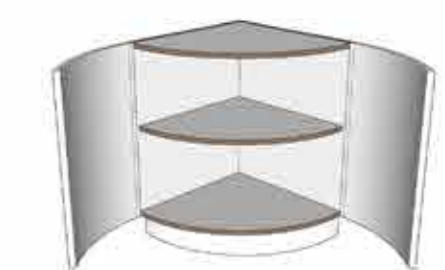


PUERTA CURVA / curve door	
Derecha / right	PBTC45D2
Izquierda / left	PBTC45I2
PUERTA RECTA / lined door	
Derecha / right	PBTR45D2
Izquierda / left	PBTR45I2
MUEBLE COMPLETO / full furnishing	
Marino / marine	BTM45D2
Melamina / melamine	BTM45I2
COMPLEMENTOS / accessories	
Zócalo / plinth	ZBTC452

BAJO TERMINAL CURVO_
W: 60 / H: 70 / Fondo 60



Puertas / doors	473.53
Radio / radius	R580.00

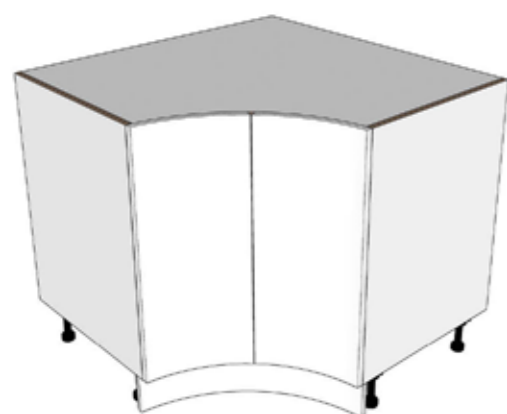


PUERTA CURVA / curve door	
Derecha / right	PBTC60D3
Izquierda / left	PBTC60I3
MUEBLE COMPLETO / full furnishing	
Marino / marine	BTM60D3
Melamina / melamine	BTM60I3
COMPLEMENTOS / accessories	
Zócalo / plinth	ZBTC603

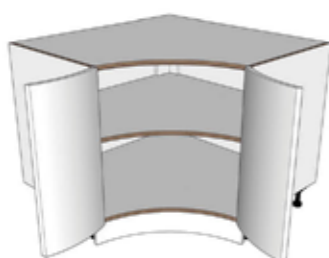




BAJO TERMINAL CURVO_
W: 103x103 / H: 70 / Fondo 60



Puertas / doors	320.06
Radio / radius	R48



PUERTA CURVA / curve door

Derecha / right	PBRC103D13
Izquierda / left	PBRC103I13

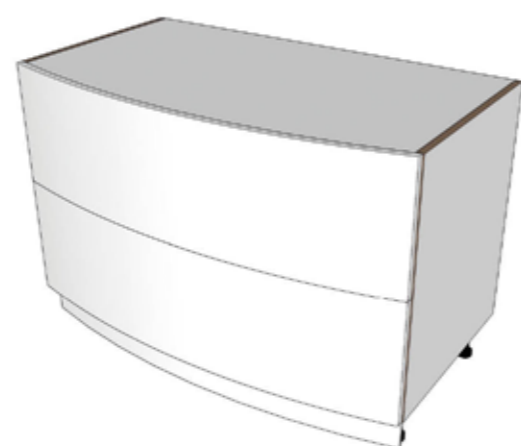
MUEBLE COMPLETO / full furnishing

Marino / marine	BBRCM10313
Melamina / melamine	BBRCB10313

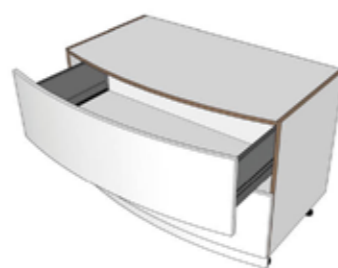
COMPLEMENTOS / accessories

Zócalo / plinth	ZBRC10313
-----------------	-----------

BAJO CURVO 2 CAJONES_
W: 80 / H: 70 / Fondo 60



Cajones / drawers	798.00
Radio / radius	R2279.14



FRENTE CURVO / curve front

Frente / front	FBC802C171
Frente / front	FBC802C172

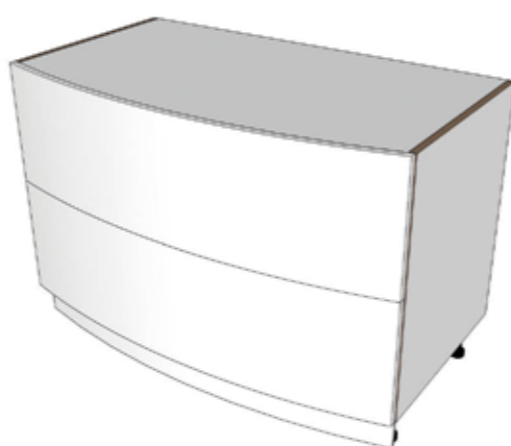
MUEBLE COMPLETO / full furnishing

Marino / marine	BC802CM17
Melamina / melamine	BC802CB17

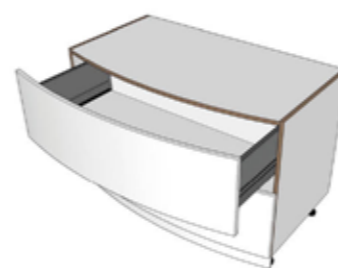
COMPLEMENTOS / accessories

Zócalo / plinth	ZBC8017
-----------------	---------

BAJO CURVO 2 CAJONES_
W: 90 / H: 70 / Fondo 60



Cajones / drawers	898.00
Radio / radius	R2279.14



FRENTE CURVO / curve front

Frente / front	FBC902C181
Frente / front	FBC902C182

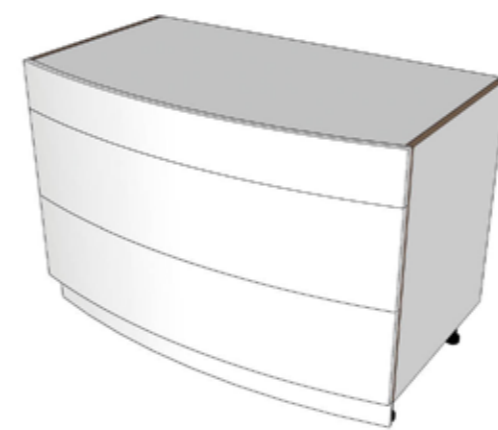
MUEBLE COMPLETO / full furnishing

Marino / marine	BC902CM18
Melamina / melamine	BC902CB18

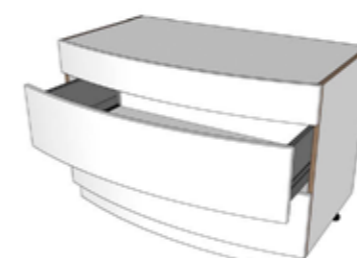
COMPLEMENTOS / accessories

Zócalo / plinth	ZBC9018
-----------------	---------

BAJO CURVO 3 CAJONES_
W: 80 / H: 70 / Fondo 60



Cajones / drawers	798.00
Radio / radius	R2279.14



FRENTE CURVO / curve front

Frente / front	FBC803C191
Frente / front	FBC803C192
Frente / front	FBC803C192

MUEBLE COMPLETO / full furnishing

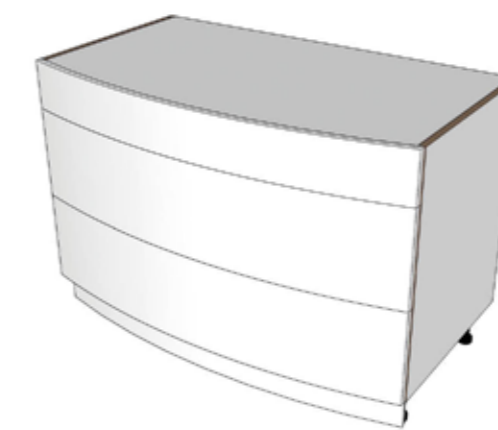
Marino / marine	BC803CM19
Melamina / melamine	BC803CB19

COMPLEMENTOS / accessories

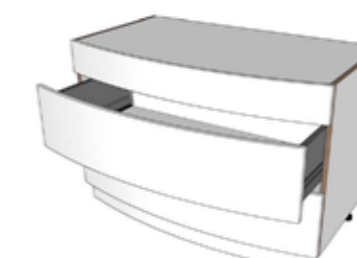
Zócalo / plinth	ZBC8019
-----------------	---------



BAJO CURVO 3 CAJONES_
W: 90 / H: 70 / Fondo 60



Cajones / drawers	898.00
Radio / radius	R2279.14



FRENTE CURVO / curve front

Frente / front	FBC903C191
Frente / front	FBC903C192
Frente / front	FBC903C192

MUEBLE COMPLETO / full furnishing

Marino / marine	BC903CM19
Melamina / melamine	BC903CB19

COMPLEMENTOS / accessories

Zócalo / plinth	ZBC9019
-----------------	---------

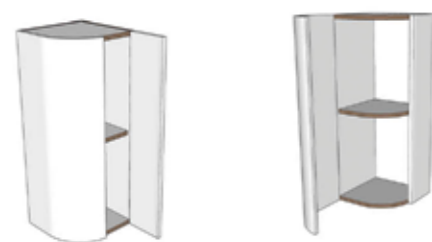




ALTO TERMINAL CURVO_
W: 35 / H: 70 / Fondo 35



Puerta derecha / right door	140.00
Radio / radius	R20

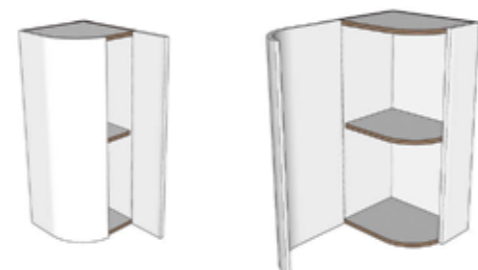


PUERTA CURVA / curve door	
Derecha / right	PATC35D20
Izquierda / left	PATC35I20
PUERTA RECTA / lined door	
Derecha / right	PATR35D20
Izquierda / left	PATR35I20
MUEBLE COMPLETO / full furnishing	
Marino / marine	ATCM35D20
Melamina / melamine	ATCB35I20

ALTO TERMINAL CURVO_
W: 45 / H: 70 / Fondo 35

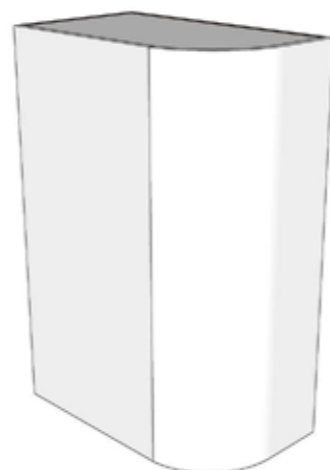


Puerta derecha / right door	140.00
Radio / radius	R20

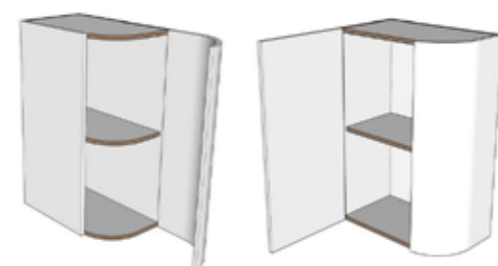


PUERTA CURVA / curve door	
Derecha / right	PATC45D21
Izquierda / left	PATC45I21
PUERTA RECTA / lined door	
Derecha / right	PATR45D21
Izquierda / left	PATR45I21
MUEBLE COMPLETO / full furnishing	
Marino / marine	ATCM45D21
Melamina / melamine	ATCB45D21

ALTO TERMINAL CURVO_
W: 60 / H: 70 / Fondo 35

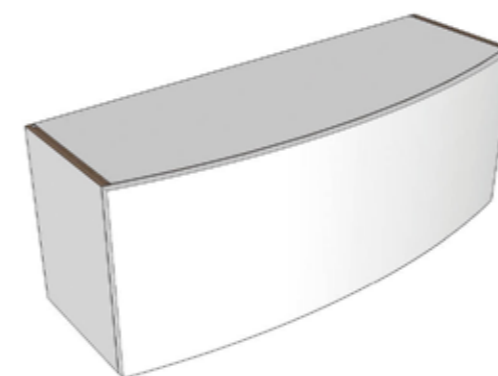


Puerta derecha / right door	406.00
Radio / radius	R20



PUERTA CURVA / curve door	
Derecha / right	PATC60D22
Izquierda / left	PATC60I22
PUERTA RECTA / lined door	
Derecha / right	PATR60D22
Izquierda / left	PATR60I22
MUEBLE COMPLETO / full furnishing	
Marino / marine	ATCM60D22
Melamina / melamine	ATCB60D22

ALTO CURVO ELEVABLE_
W: 80 / H: 50 / Fondo 35

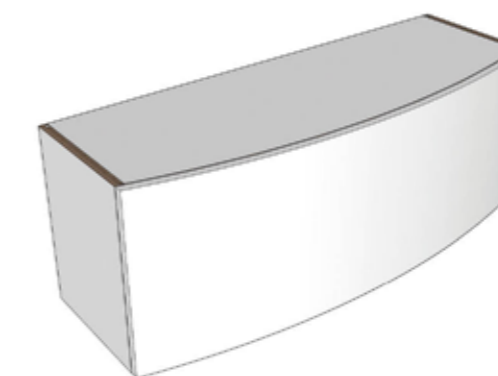


Puerta curva / curve door	798.00
Radio / radius	R2279.14

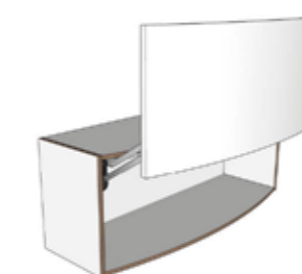


PUERTA CURVA / curve door	
Puerta / door	PACE80125
MUEBLE COMPLETO / full furnishing	
Marino / marine	ACEM80125
Melamina / melamine	ACEB80125

ALTO CURVO ELEVABLE_
W: 90 / H: 50 / Fondo 35



Puerta curva / curve door	798.00
Radio / radius	R2279.14



PUERTA CURVA / curve door	
Puerta / door	PACE90127
MUEBLE COMPLETO / full furnishing	
Marino / marine	ACEM90127
Melamina / melamine	ACEB90127





COLUMNA TERMINAL CURVO_
W: 35 / H: 143 / Fondo 60



Puerta derecha / right door	288.00
Radio / radius	R20

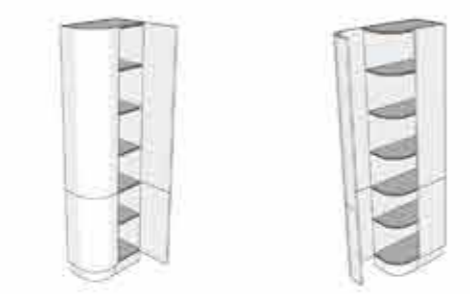


PUERTA CURVA / curve door	
Derecha / right	PBTC35D4
Izquierda / left	PBTC35I4
PUERTA RECTA / lined door	
Derecha / right	PBTR35D4
Izquierda / left	PBTR35I4
MUEBLE COMPLETO / full furnishing	
Derecha / right	BTM35D4
Izquierda / left	BTM35I4
COMPLEMENTOS / accessories	
Zócalo / plinth	ZBTC354

COLUMNA TERMINAL CURVO_
W: 35 / H: 208 / Fondo 60



Puerta derecha / right door	288.00
Radio / radius	R20



PUERTA CURVA / curve door	
Derecha / right	PBTC35D5
Izquierda / left	PBTC35I5
PUERTA RECTA / lined door	
Derecha / right	PBTR35D5
Izquierda / left	PBTR35I5
MUEBLE COMPLETO / full furnishing	
Derecha / right	BTM35D5
Izquierda / left	BTM35I5
COMPLEMENTOS / accessories	
Zócalo / plinth	ZBTC355

COLUMNA TERMINAL CURVO_
W: 35 / H: 221 / Fondo 60



Puerta derecha / right door	288.00
Radio / radius	R20



PUERTA CURVA / curve door	
Derecha / right	PBTC35D6
Izquierda / left	PBTC35I6
PUERTA RECTA / lined door	
Derecha / right	PBTR35D6
Izquierda / left	PBTR35I6
MUEBLE COMPLETO / full furnishing	
Derecha / right	BTM35D6
Izquierda / left	BTM35I6
COMPLEMENTOS / accessories	
Zócalo / plinth	ZBTC356






COLUMNA TERMINAL CURVO_
W: 45 / H: 143 / Fondo 60

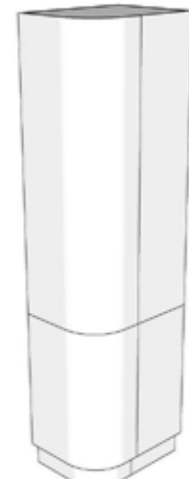


Puerta derecha / right door	288.00
Radio / radius	R20

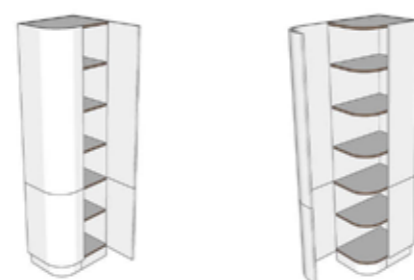


PUERTA CURVA / curve door	
Derecha / right	PBTC45D7
Izquierda / left	PBTC45I7
PUERTA RECTA / lined door	
Derecha / right	PBTR45D7
Izquierda / left	PBTR45I7
MUEBLE COMPLETO / full furnishing	
Marino / marine	BTCM45D7
Melamina / melamine	BTCB45D7
COMPLEMENTOS / accessories	
Zócalo / plinth	ZBTC457

COLUMNA TERMINAL CURVO_
W: 45 / H: 208 / Fondo 60

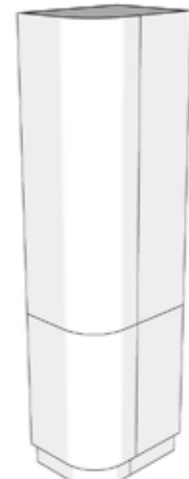


Puerta derecha / right door	288.00
Radio / radius	R20

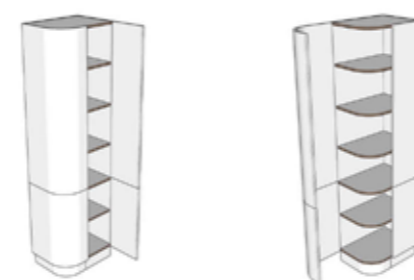


PUERTA CURVA / curve door	
Derecha / right	PBTC45D8
Izquierda / left	PBTC45I8
PUERTA RECTA / lined door	
Derecha / right	PBTR45D8
Izquierda / left	PBTR45I8
MUEBLE COMPLETO / full furnishing	
Marino / marine	BTCM45D8
Melamina / melamine	BTCB45D8
COMPLEMENTOS / accessories	
Zócalo / plinth	ZBTC458

COLUMNA TERMINAL CURVO_
W: 45 / H: 221 / Fondo 60



Puerta derecha / right door	288.00
Radio / radius	R20

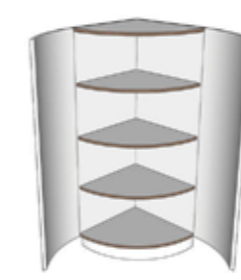


PUERTA CURVA / curve door	
Derecha / right	PBTC45D9
Izquierda / left	PBTC45I9
PUERTA RECTA / lined door	
Derecha / right	PBTR45D9
Izquierda / left	PBTR45I9
MUEBLE COMPLETO / full furnishing	
Marino / marine	BTCM45D9
Melamina / melamine	BTCB45D9
COMPLEMENTOS / accessories	
Zócalo / plinth	ZBTC459

COLUMNA TERMINAL CURVO_
W: 60 / H: 143 / Fondo 60



Puerta / door	473.53
Radio / radius	R580.00

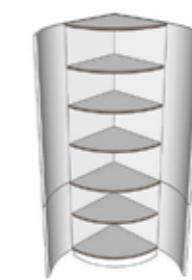


PUERTA CURVA / curve door	
Derecha / right	PBTC60D10
Izquierda / left	PBTC60I10
MUEBLE COMPLETO / full furnishing	
Marino / marine	BTCM60D10
Melamina / melamine	BTCB60D10
COMPLEMENTOS / accessories	
Zócalo / plinth	ZBTC6010

COLUMNA TERMINAL CURVO_
W: 60 / H: 208 / Fondo 60

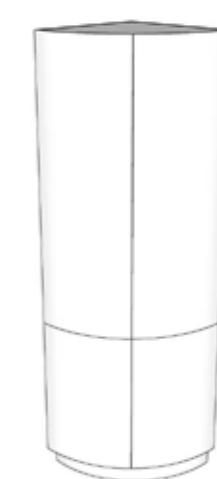


Puerta / door	473.53
Radio / radius	R580.00

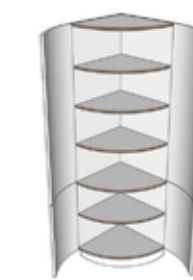


PUERTA CURVA / curve door	
Derecha / right	PBTC60D11
Izquierda / left	PBTC60I11
MUEBLE COMPLETO / full furnishing	
Marino / marine	BTCM60D11
Melamina / melamine	BTCB60D11
COMPLEMENTOS / accessories	
Zócalo / plinth	ZBTC6011

COLUMNA TERMINAL CURVO_
W: 60 / H: 221 / Fondo 60



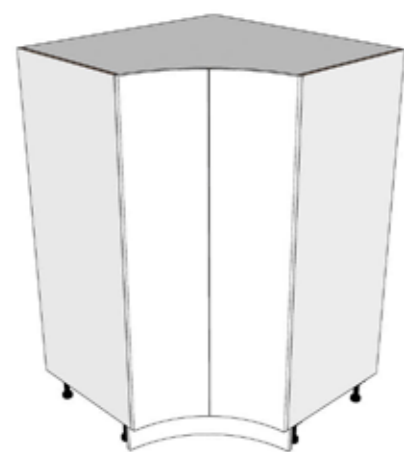
Puerta / door	473.53
Radio / radius	R580.00



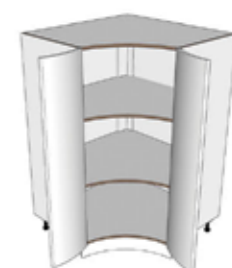
PUERTA CURVA / curve door	
Derecha / right	PBTC60D12
Izquierda / left	PBTC60I12
MUEBLE COMPLETO / full furnishing	
Marino / marine	BTCM60D12
Melamina / melamine	BTCB60D12
COMPLEMENTOS / accessories	
Zócalo / plinth	ZBTC6012



COLUMNA TERMINAL CURVO_
W: 103X103 / H: 143 / Fondo 60

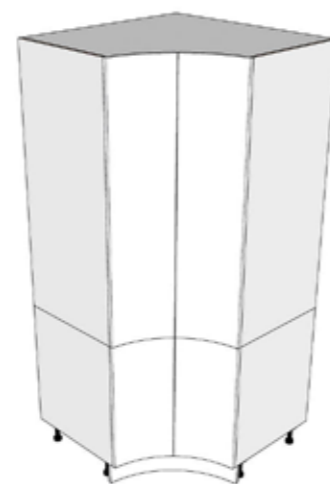


Puerta / door	320.06
Radio / radius	R480.00

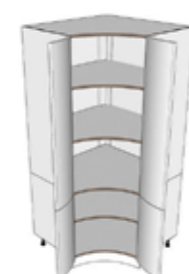


PUERTA CURVA / curve door	
Derecha / right	PBRC103D14
Izquierda / left	PBRC103I14
MUEBLE COMPLETO / full furnishing	
Marino / marine	BBRCM10314
Melamina / melamine	BBRCB10314
COMPLEMENTOS / accessories	
Zócalo / plinth	ZBRC10314

COLUMNA TERMINAL CURVO_
W: 60 / H: 208 / Fondo 60

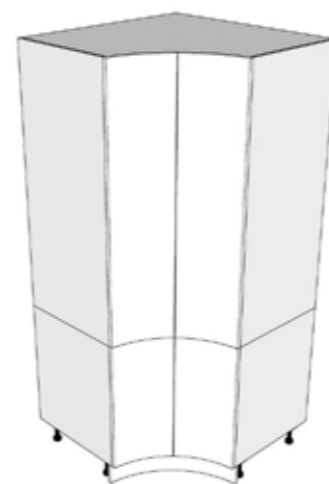


Puerta / door	320.06
Radio / radius	R480.00

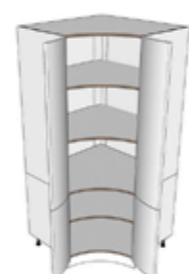


PUERTA CURVA / curve door	
Derecha / right	PBRC103D15
Izquierda / left	PBRC103I15
MUEBLE COMPLETO / full furnishing	
Marino / marine	BBRCM10315
Melamina / melamine	BBRCB10315
COMPLEMENTOS / accessories	
Zócalo / plinth	ZBRC10315

COLUMNA TERMINAL CURVO_
W: 35 / H: 221 / Fondo 60



Puerta / door	320.06
Radio / radius	R480.00



PUERTA CURVA / curve door	
Derecha / right	PBRC103D16
Izquierda / left	PBRC103I16
MUEBLE COMPLETO / full furnishing	
Marino / marine	BBRCM10316
Melamina / melamine	BBRCB10316
COMPLEMENTOS / accessories	
Zócalo / plinth	ZBRC10316

COLUMNA TERMINAL CURVO_
W: 35 / H: 143 / Fondo 35



Puerta derecha / right door	140.00
Radio / radius	R20




PUERTA CURVA / curve door	
Derecha / right	PATC35D28
Izquierda / left	PATC35I28
PUERTA RECTA / lined door	
Derecha / right	PATR35D28
Izquierda / left	PATR35I28
MUEBLE COMPLETO / full furnishing	
Marino / marine	ATCM35D28
Melamina / melamine	ATCB35D28
COMPLEMENTOS / accessories	
Zócalo / plinth	ZATC3528

COLUMNA TERMINAL CURVO
W: 35 / H: 208 / Fondo 35



Puerta derecha / right door	140.00
Radio / radius	R20

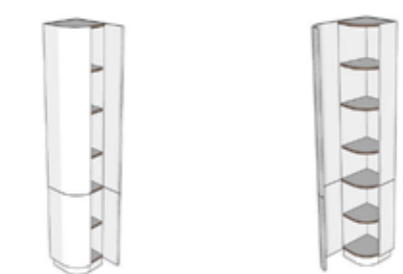


PUERTA CURVA / curve door	
Derecha / right	PATC35D29
Izquierda / left	PATC35I29
PUERTA RECTA / lined door	
Derecha / right	PATR35D29
Izquierda / left	PATR35I29
MUEBLE COMPLETO / full furnishing	
Marino / marine	ATCM35D29
Melamina / melamine	ATCB35D29
COMPLEMENTOS / accessories	
Zócalo / plinth	ZATC3529

COLUMNA TERMINAL CURVO_
W: 35 / H: 221 / Fondo 35



Puerta derecha / right door	140.00
Radio / radius	R20



PUERTA CURVA / curve door	
Derecha / right	PATC35D30
Izquierda / left	PATC35I30
PUERTA RECTA / lined door	
Derecha / right	PATR35D30
Izquierda / left	PATR35I30
MUEBLE COMPLETO / full furnishing	
Marino / marine	ATCM35D30
Melamina / melamine	ATCB35D30
COMPLEMENTOS / accessories	
Zócalo / plinth	ZATC3530






COLUMNA TERMINAL CURVO_
W: 45 / H: 143 / Fondo 35



Puerta / door	140.00
Radio / radius	R20



PUERTA CURVA / curve door

Derecha / right	PATC45D31
Izquierda / left	PATC45I31

PUERTA RECTA / lined door

Derecha / right	PATR45D31
Izquierda / left	PATR45I31

MUEBLE COMPLETO / full furnishing

Marino / marine	ATCM45D31
Melamina / melamine	ATCB45D31


COMPLEMENTOS / accessories

Zócalo / plinth	ZATC4531
-----------------	----------

COLUMNA TERMINAL CURVO_
W: 45 / H: 208 / Fondo 35



Puerta / door	140.00
Radio / radius	R20



PUERTA CURVA / curve door

Derecha / right	PATC45D32
Izquierda / left	PATC45I32

PUERTA RECTA / lined door

Derecha / right	PATR45D32
Izquierda / left	PATR45I32

MUEBLE COMPLETO / full furnishing

Marino / marine	ATCM45D32
Melamina / melamine	ATCB45D32

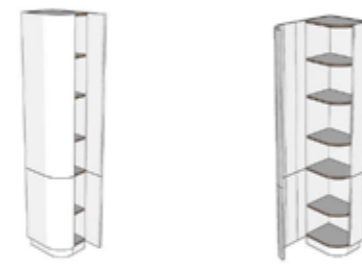
COMPLEMENTOS / accessories

Zócalo / plinth	ZATC4532
-----------------	----------

COLUMNA TERMINAL CURVO_
W: 45 / H: 221 / Fondo 35



Puerta / door	140.00
Radio / radius	R20



PUERTA CURVA / curve door

Derecha / right	PATC45D33
Izquierda / left	PATC45I33

PUERTA RECTA / lined door

Derecha / right	PATR45D33
Izquierda / left	PATR45I33

MUEBLE COMPLETO / full furnishing

Marino / marine	ATCM45D33
Melamina / melamine	ATCB45D33

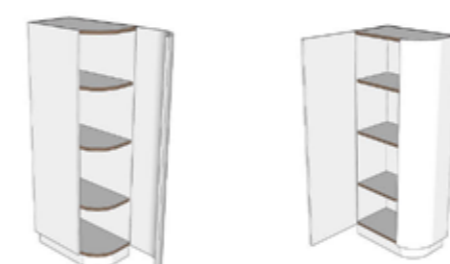
COMPLEMENTOS / accessories

Zócalo / plinth	ZATC4533
-----------------	----------

COLUMNA TERMINAL CURVO_
W: 60 / H: 143 / Fondo 35



Puerta izquierda / left door	406.00
Radio / radius	R20



PUERTA CURVA / curve door

Derecha / right	PATC60D34
Izquierda / left	PATC60I34

PUERTA RECTA / lined door

Derecha / right	PATR60D34
Izquierda / left	PATR60I34

MUEBLE COMPLETO / full furnishing

Marino / marine	ATCM60D34
Melamina / melamine	ATCB60D34

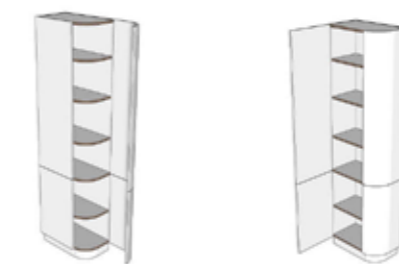
COMPLEMENTOS / accessories

Zócalo / plinth	ZATC6034
-----------------	----------

COLUMNA TERMINAL CURVO_
W: 60 / H: 208 / Fondo 35



Puerta izquierda / left door	406.00
Radio / radius	R20



PUERTA CURVA / curve door

Derecha / right	PATC60D23
Izquierda / left	PATC60I23

PUERTA RECTA / lined door

Derecha / right	PATR60D23
Izquierda / left	PATR60I23

MUEBLE COMPLETO / full furnishing

Marino / marine	ATCM60D23
Melamina / melamine	ATCB60D23

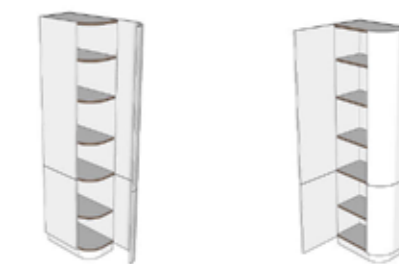
COMPLEMENTOS / accessories

Zócalo / plinth	ZATC6023
-----------------	----------

COLUMNA TERMINAL CURVO_
W: 60 / H: 221 / Fondo 35



Puerta izquierda / left door	406.00
Radio / radius	R20



PUERTA CURVA / curve door

Derecha / right	PATC60D24
Izquierda / left	PATC60I24

PUERTA RECTA / lined door

Derecha / right	PATR60D24
Izquierda / left	PATR60I24

MUEBLE COMPLETO / full furnishing

Marino / marine	ATCM60D24
Melamina / melamine	ATCB60I24

COMPLEMENTOS / accessories

Zócalo / plinth	ZATC6024
-----------------	----------



ISLA CILINDRO_
D: 120 / H: 70 A 85



COMPOSICIÓN ISLA / island composition

4 MODULOS MBCI60

ISLA COMPLETA / full island

Marino / marine MBCMI120

Melamina / melamine MBCBI120



ISLA CILINDRO_
D: 187 / H: 70 A 85



COMPOSICIÓN ISLA / island composition

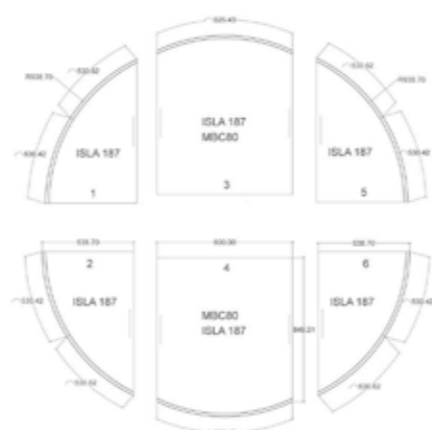
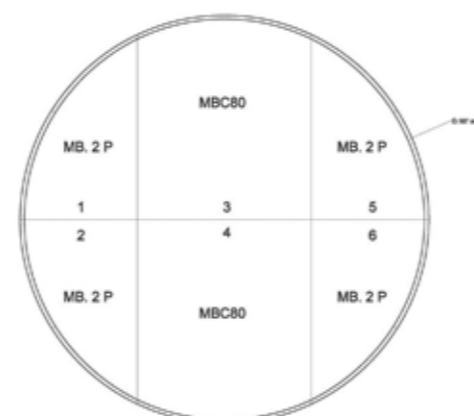
2 MODULOS MBCI80 2 MODULOS MBCI53 D

2 MODULOS MBCI53I

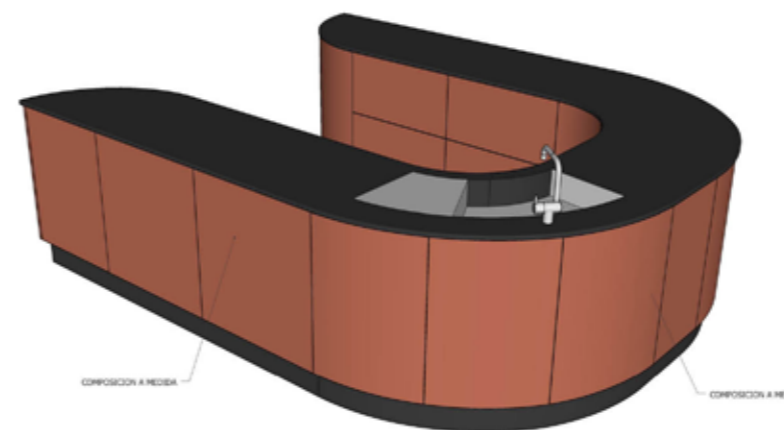
ISLA COMPLETA / full island

Marino / marine MBCMI187

Melamina / melamine MBCBI187



ISLA FORMA DE U_
H: 70 A 85



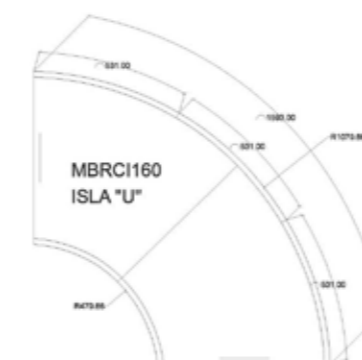
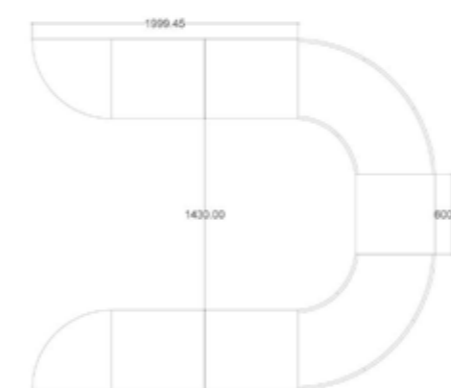
COMPOSICIÓN ISLA / island composition

2 MODULOS MBRCI160 1 MODULO MBRI160-60P


4MODULOS MBRI160-70 C 1 MODULO PBTC60D3

1 MODULO PBTC60I3 2 ZOCALOS ZBRI160

2 ZOCALOS ZBTC603 6 ZOCALOS ZBRI140



ISLA FORMA DE RIÑÓN
L: 280 / H: 70 A 85



COMPOSICIÓN ISLA / island composition

1 MODULO MBCIR 23 1 MODULO MBCIR 45

1 MODULO MBCIR 67 1 MODULO MBCIR 89

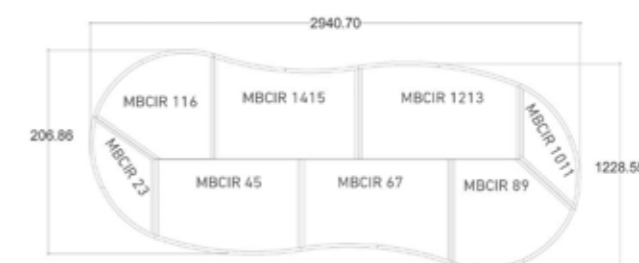
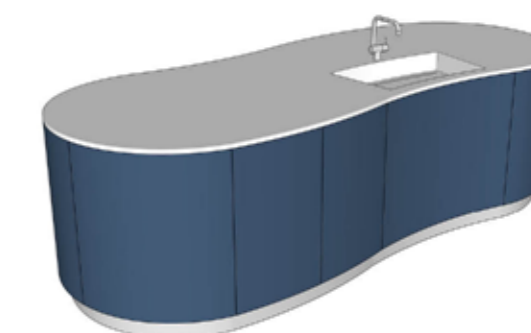
1 MODULO MBCIR 1011 1 MODULO MBCIR 1213

1 MODULO MBCIR 1415 1 MODULO MBCIR 116

ISLA COMPLETA / full island

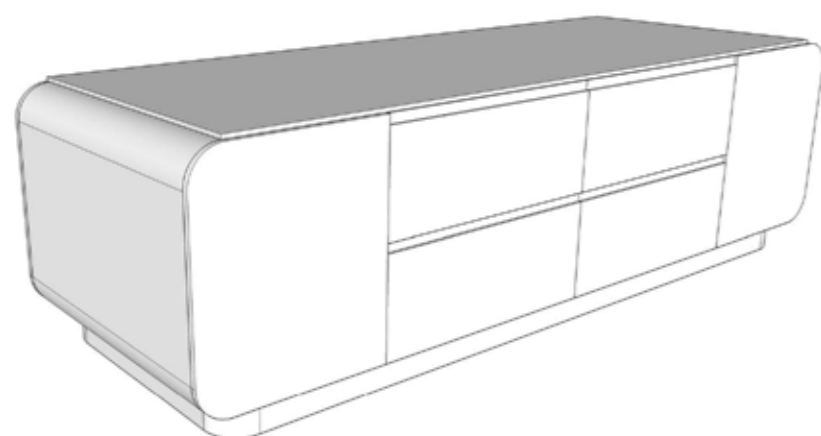
Marino / marine IFRM280

Melamina / melamine IFRB280



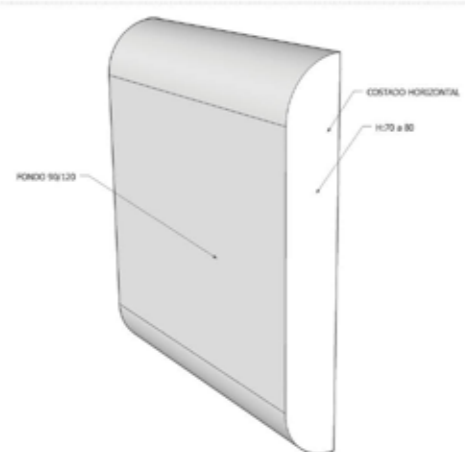
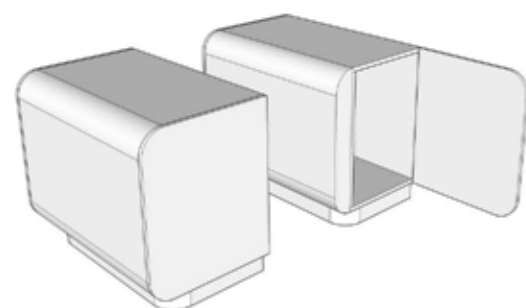


ISLA CANTOS_
R: 105 HZ / H: 70 A 85

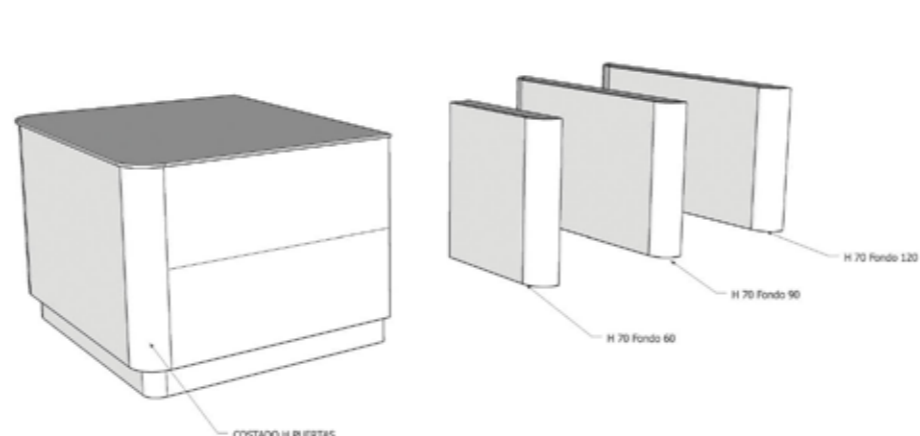


COMPOSICIÓN ISLA / island composition

1 MODULO BAJO R10 120 H70	MBIC60D46U
1 MODULO BAJO R10 120 H70	MBIC60I46U
2 MODULOS BAJOS CAJONES	MBCI80R10
2 MODULOS BAJOS PUERTAS	MBPI80R10
2 ZOCALOS CURVOS R10	ZMBI6046
2 ZOCALOS RECTOS 160	ZMBI160

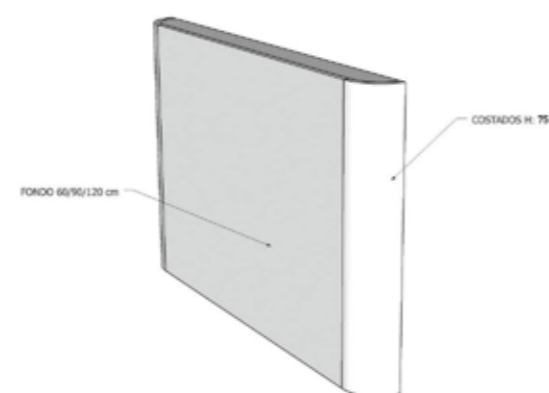



ISLA CANTOS_
R: 105 VT / H: 70

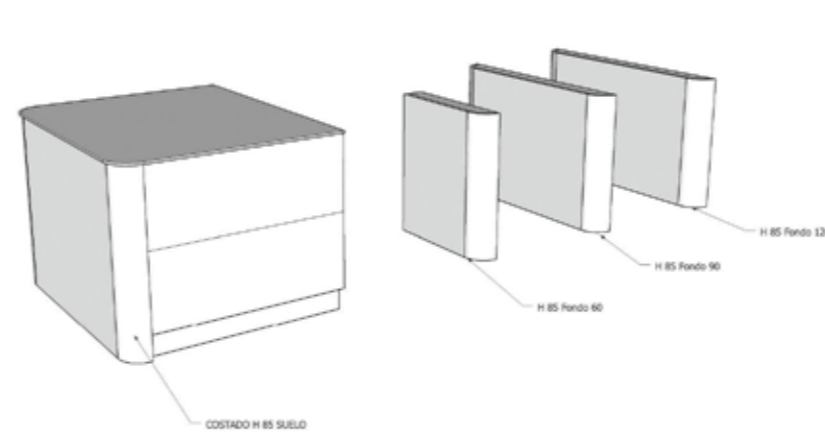


COMPOSICIÓN ISLA / island composition

COSTADO R10 V70 F60	CR10U7060
COSTADO R10 V70 F90	CR10U7090
COSTADO R10 V70 F120	CR10U70120
ZOCALO R10 V10 F60	ZCR1060
ZOCALO R10 V10 F90	ZCR1090
ZOCALO R10 V10 F120	ZCR10120

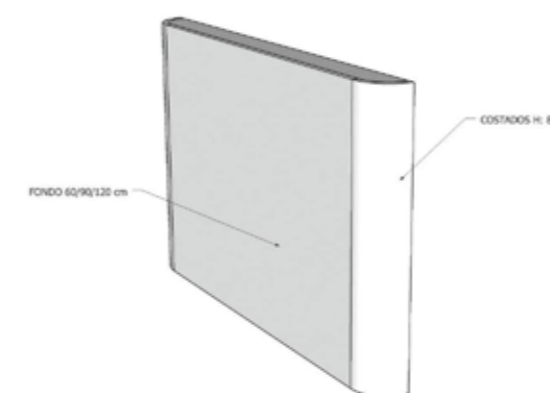



ISLA CANTOS
H: 105 VT / H:85

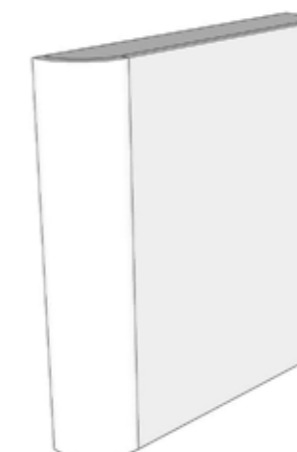


COMPOSICIÓN ISLA / island composition

COSTADO R10 V85 F60	CR10U8560
COSTADO R10 V85 F90	CR10U8590
COSTADO R10 V85 F120	CR10U85120

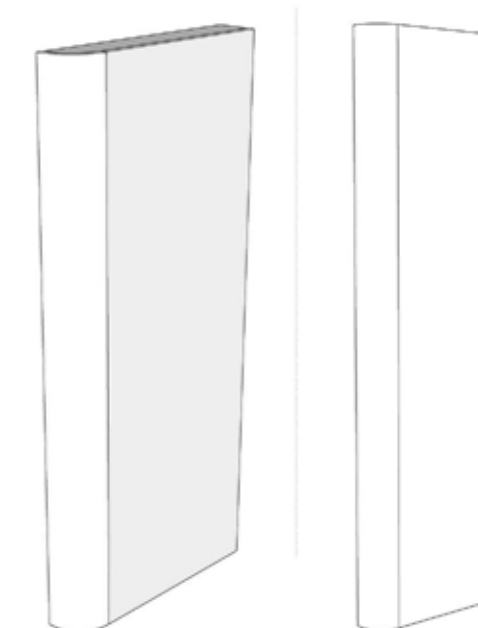


COSTADOS VISTOS CURVOS_
R: 280 / H: 70/143/208/221 /
Fondo 60





COSTADOS / sides


H 70 Unicolor	CVCRU10570
H 70 Bicolor	CVCRB10570
H 143 Unicolor	CVCRU105143
H 143 Bicolor	CVCRB105143
H 208 Unicolor	CVCRU105208
H 208 Bicolor	CVCRB105208
H 221 Unicolor	CVCRU105221
H 221 Bicolor	CVCRB105221






ALTO COSTADO CURVO ELEVABLE_ 
W: 80 / H: 50 / Fondo 35

ALTO COSTADO CURVO ELEVABLE_ 
W: 90 / H: 50 / Fondo 35

ALTO COSTADO CURVO ABATIBLE_ 
W: 50 / H: 50 / Fondo 35



COSTADOS / sides	
Unicolor / one color	ACCE80UD41
Bicolor / two color	ACCE80BD41
PUERTAS / doors	
Derecha R10 / r10 door	PCE80DI41

COSTADOS / sides	
Unicolor / one color	ACCE90UD42
Bicolor / two color	ACCE90BD42
PUERTAS / doors	
Derecha R10 / r10 door	PCE90D42

COSTADOS / sides	
Unicolor / one color	ACCA3550U43
Bicolor / two color	ACCA3550B43
PUERTAS / doors	
Derecha R10 / r10 door	PCA50ID43





ALTO COSTADO CURVO ABATIBLE_
W: 60 / H: 70 / Fondo 35



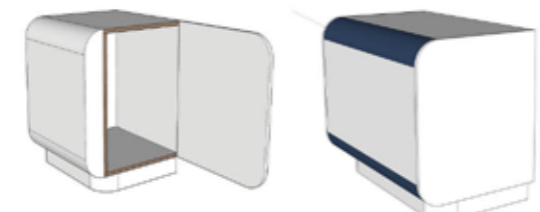
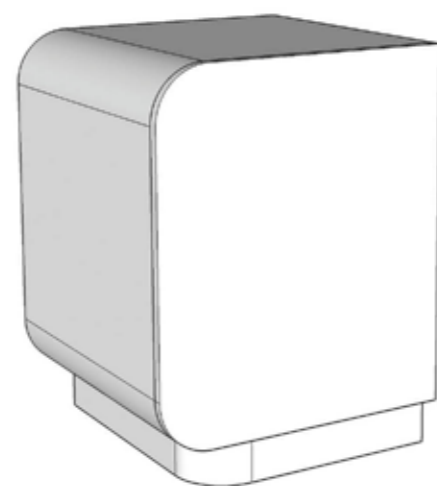
COSTADOS / sides

Unicolor / one color	ACCA3560U44
Bicolor / two color	ACCA3560B44

PUERTAS / doors

Puerta R10 / r10 door	PCA60DI44
-----------------------	-----------

BAJO ISLA COSTADOS CURVO_
W: 60 / H: 70 A 85 / Fondo 60



COSTADOS / sides

Unicolor / one color	MBICC6060U45
Bicolor / two color	MBICC6060B45

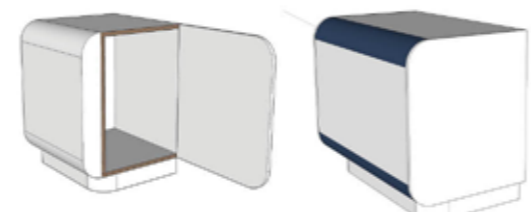

PUERTAS / doors

Derecha / right	PCMBI60D45
Izquierda / left	PCMBI60I45

COMPLEMENTOS / accessories

Zócalo / plinth	ZMBI606045
-----------------	------------

BAJO ISLA COSTADOS CURVO_
W: 60 / H: 70 A 85 / Fondo 90



COSTADOS / sides

Unicolor / one color	MBICC9060U45
Bicolor / two color	MBICC9060B45

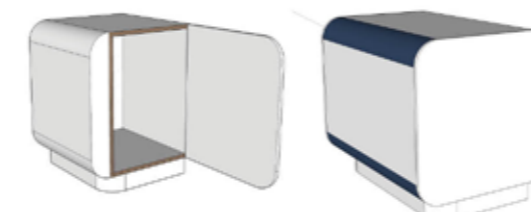

PUERTAS / doors

Derecha / right	PCMBI60D45
Izquierda / left	PCMBI60I45

COMPLEMENTOS / accessories

Zócalo / plinth	ZMBI906045
-----------------	------------

BAJO ISLA COSTADOS CURVO_
W: 60 / H: 70 A 85 / Fondo 120



COSTADOS / sides

Unicolor / one color	MBICC12060U46
Bicolor / two color	MBICC12060B46

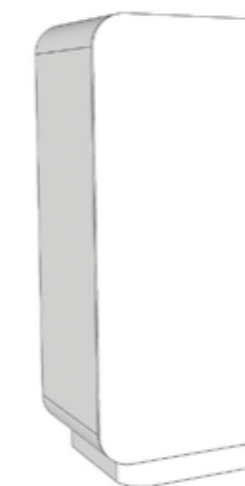
PUERTAS / doors

Derecha / right	PCMBI60D45
Izquierda / left	PCMBI60I45

COMPLEMENTOS / accessories

Zócalo / plinth	ZMBI6012046
-----------------	-------------

COLUMNA COSTADOS CURVO_
W: 60 / H: 143 / Fondo 60



COSTADOS / sides

Unicolor / one color	CCOL60143U47
Bicolor / two color	CCOL60143B47

PUERTAS / doors

Derecha / right	PCOL143D47
Izquierda / left	PCOL143I47

COMPLEMENTOS / accessories

Zócalo / plinth	ZC14347
-----------------	---------

COLUMNA COSTADOS CURVO_
W: 60 / H: 208 / Fondo 60



COSTADOS / sides

Unicolor / one color	CCOL60208U39
Bicolor / two color	CCOL60208B39

PUERTAS / doors

Derecha / right	PCOL208D39
Izquierda / left	PCOL208I39

COMPLEMENTOS / accessories

Zócalo / plinth	ZC20839
-----------------	---------





COLUMNA COSTADO CURVO_
W: 60 / H: 221 / Fondo 60



COSTADOS / sides

Unicolor / one color	CCOL60221U40
Bicolor / two color	CCOL60221B40

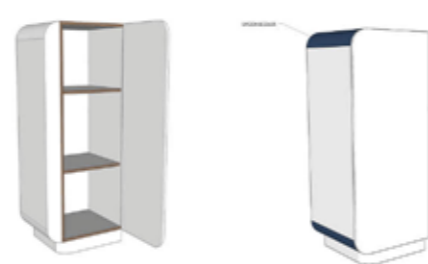

PUERTAS / doors

Derecha / right	PCOL221D40
Izquierda / left	PCOL221I40

COMPLEMENTOS / accessories

Zócalo / plinth	ZC22140
-----------------	---------

COLUMNA COSTADO CURVO_
W: 60 / H: 143 / Fondo 35



COSTADOS / sides

Unicolor / one color	CCOL35143U38
Bicolor / two color	CCOL35143B38


PUERTAS / doors

Derecha / right	PCOL143D38
Izquierda / left	PCOL143I38

COMPLEMENTOS / accessories

Zócalo / plinth	ZC14338
-----------------	---------

COLUMNA COSTADO CURVO_
W: 60 / H: 208 / Fondo 35



COSTADOS / sides

Unicolor / one color	CCOL35208U36
Bicolor / two color	CCOL35208B36

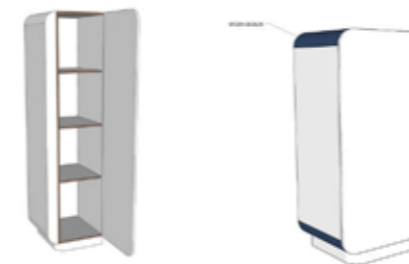
PUERTAS / doors

Derecha / right	PCCOL208D36
Izquierda / left	PCCOL208I36

COMPLEMENTOS / accessories

Zócalo / plinth	ZC20836
-----------------	---------

COLUMNA COSTADO CURVO_
W: 60 / H: 221 / Fondo 35



COSTADOS / sides

Unicolor / one color	CCOL35221U37
Bicolor / two color	CCOL35221B37

PUERTAS / doors


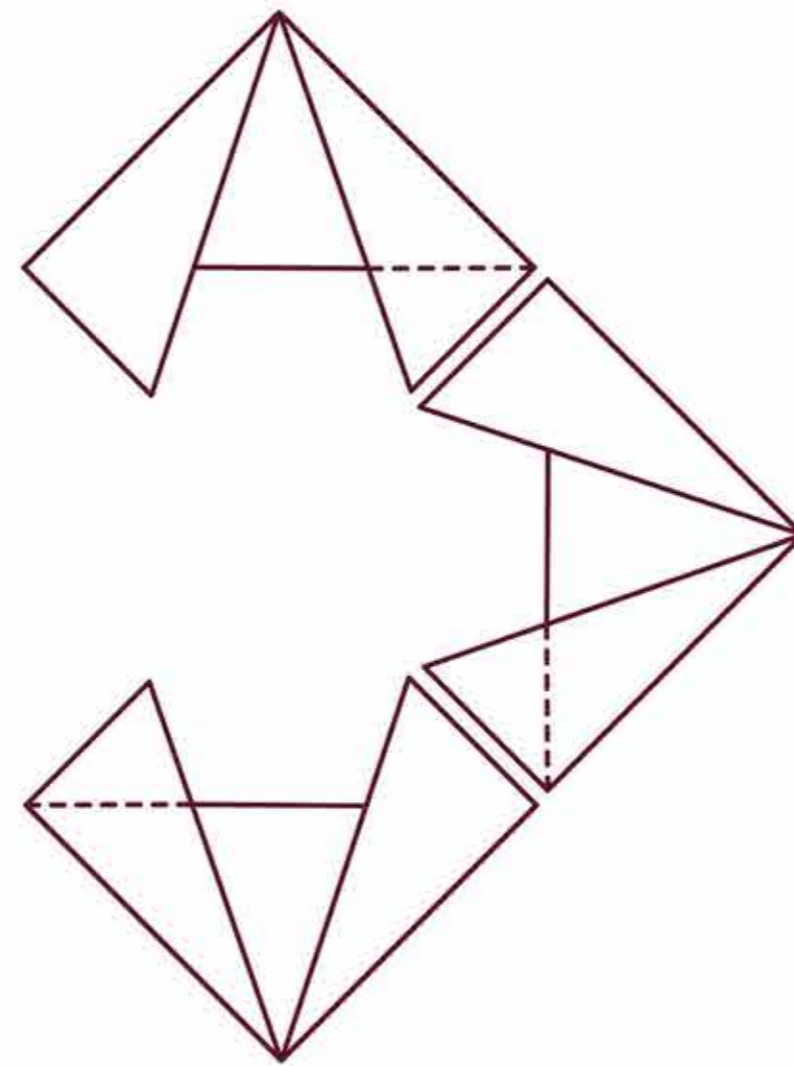
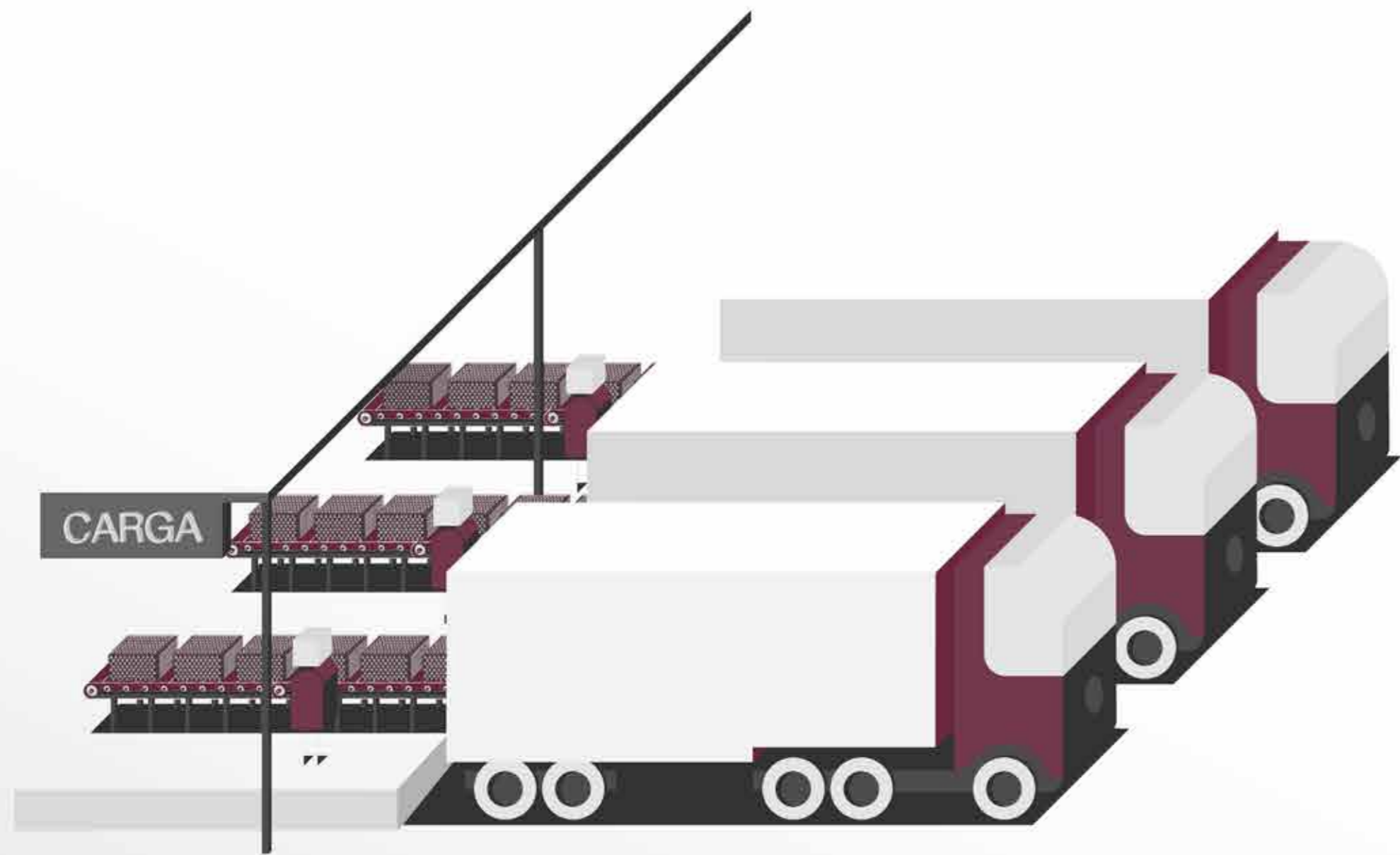
Derecha / right	PCOL221D37
Izquierda / left	PCOL221I37

COMPLEMENTOS / accessories

Zócalo / plinth	ZC22137
-----------------	---------







**SERIE
SOLID SURFACE**




El Solid Surface es un material mezclado de resina de poliéster con sólidos homogéneos muy finos y de composición mineral natural denominado ATH (alúmina trihidratada). Este mineral es un polvo blanco que tiene unas características térmicas que le dan translucidez y blancura. La alúmina hidratada es seca al tacto, ésta está químicamente combinada con tres moléculas de agua y tiene una alta temperatura de fusión.


Solid Surface is a mixed material of polyester resin with very fine homogeneous solids and natural mineral composition called ATH (trihydrated alumina). This mineral is a white powder that has thermal characteristics that give it translucency and whiteness. Hydrated alumina is dry to the touch, it is chemically combined with three water molecules and has a high melting temperature.

SS.001_


SS.001_



SS.002_



SS.003_



SS.004_





SS.007_

SS.005_




SS.006_



SS.007_



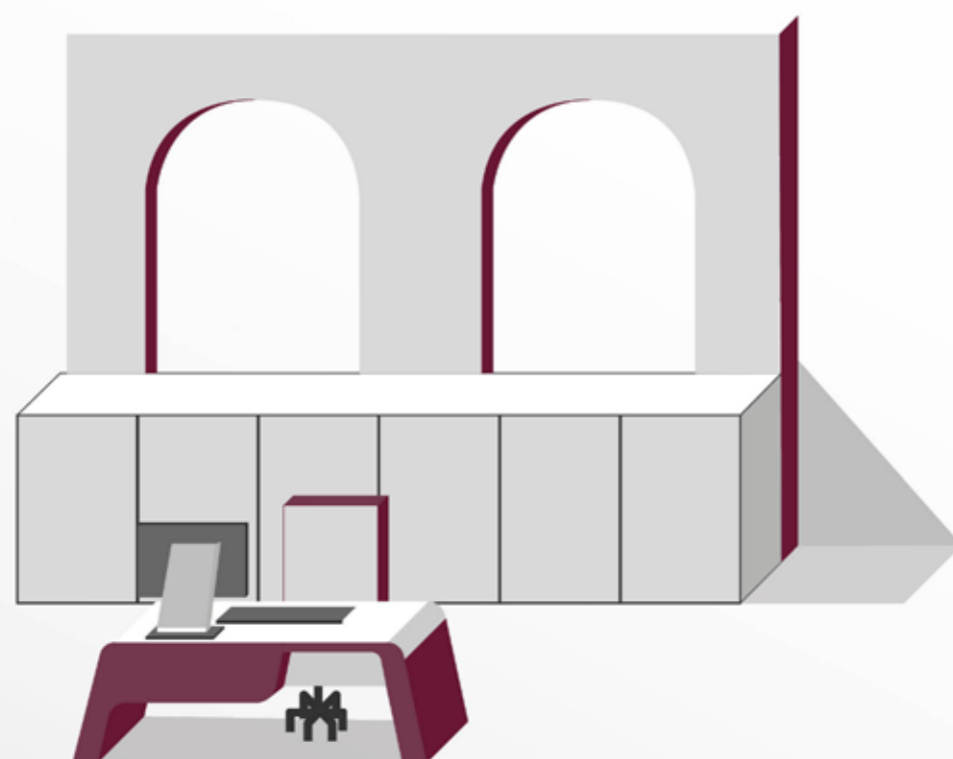
SS.008_



Seguir contando con la confianza de nuestros clientes, es nuestro principal objetivo. Dar vida a sus proyectos, nuestro propósito.

To continue counting on the trust of our clients, is our main objective. Give life to your projects, our purpose.

DIRECCIÓN



es un producto de
LACADOS HERMANOS ESPINAR

Polígono Los Santos
Calle / José Estrada Orellana Nº 3
14900. Lucena
Córdoba

Tlf / 957 509 869
Fax / 957 625 000

administracion@onlac.es / administracion@lacadosespinar.com

www.onlac.es

COLABORADORES _



MOUSE

ESTUDIO CREATIVO
DE DISEÑO



FOTOGRAFÍA 3D

ESTUDIO DE DISEÑO 3D
www.polonioart.com

NOTA:

*Todas las imágenes de este catálogo no son contractuales.
*Todas las imágenes de este catálogo son propiedad de ONLAC.

NOTES:

*The images used in this catalogue are not contractual.
*The images used in this catalogue are owned by ONLAC.

